

Appendix: Extended Benefit Triggers by State

Alex Bell

TJ Hedin

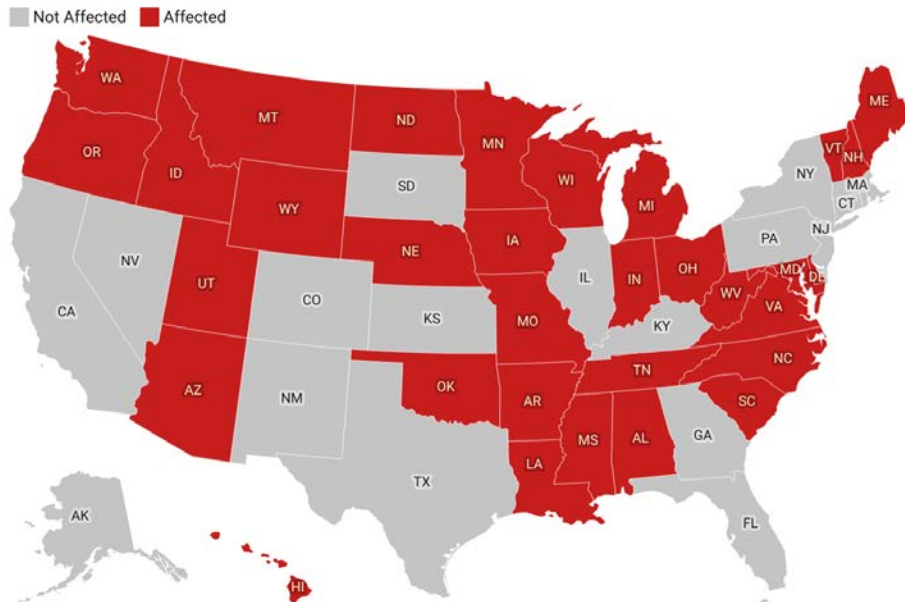
Geoff Schnorr

Till von Wachter



The Issue:

Workers in 33 States and Territories Have Seen their Extended UI Benefits Cut Short Due to the Insured Unemployment Rate (IUR) Measure Excluding Claimants on Extension Programs.

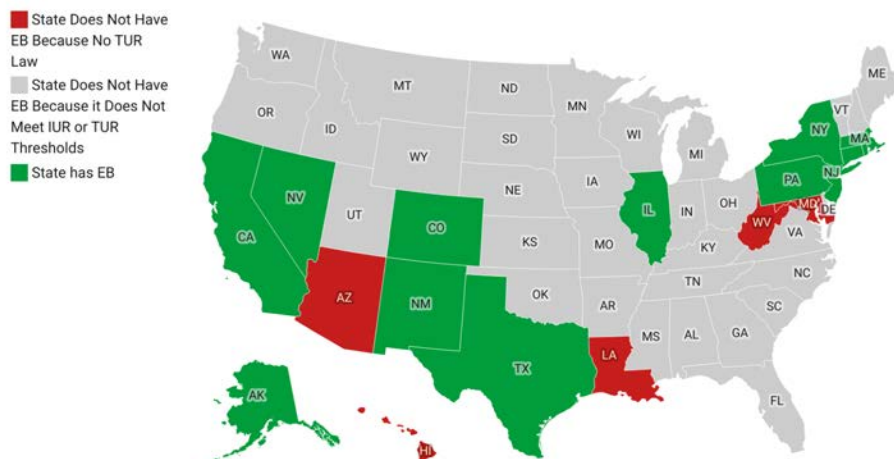


A state is automatically eligible to receive extended UI benefits (EB) if its IUR measure is above 5%. (With a few caveats, explained in our Policy Brief.) Some states are able to receive EB through the TUR measure, which triggers on at 6.5% (for 13 weeks) and upgrades if TUR rises above 8% (to 20 weeks) - but only if a state has a TUR law in effect.

Map: California Policy Lab • Created with Datawrapper

Workers in 5 States are Currently Unable to Claim Extended Benefits Because Their State Does Not Have a TUR Law in Effect

Were these states to enact a TUR law, the state's EB payments would be 100% federally funded through September.



States without EB because they do not have a TUR law include: **Arizona, Hawaii, Louisiana, Maryland, and West Virginia.**

In normal times, Extended Benefits are only 50% federally funded (with the other 50% funded by the state). The American Rescue Plan provides 100% federal funding for the program through September 6th, 2021.

Puerto Rico (not shown) has a TUR of 9.1% (enough to qualify for TUR heavy), but no TUR law in effect. However, they fail the TUR lookback provision, as an unemployment rate of 9.1% is not more than 110% of the unemployment rate in either of the 2 years prior. Thus, they would be unable to qualify for Extended Benefits if they did have a law in effect.

Map: California Policy Lab • Source: DOL ETA, CPL Calculations • Created with Datawrapper

An interactive version of these maps, which shows the latest IUR and TUR measures for each state, as well as the number of weeks of EB lost as a result of the IUR measure excluding extension claimants, is available on CPL's website.

How to Use This Document

This appendix illustrates the key measurements which determine a state's eligibility for Federal-State Extended UI Benefits (EB) during the COVID-19 Recession. For workers in a state to receive EB, the state must meet either the Insured Unemployment Rate (IUR) or Total Unemployment Rate (TUR) threshold.¹

For each state, 2 figures are shown. The first figure shows the official IUR measure, which is illustrated by the blue line, and a replicated IUR that includes extension claimants (illustrated by the orange line). In general, a state will trigger on via IUR when the blue line rises above the IUR threshold, which is illustrated by the grey dashed line (5%). A vertical red line indicates the date when EB officially ended in the state, if at all. EB is usually triggered off shortly *after* the state falls below a trigger threshold.

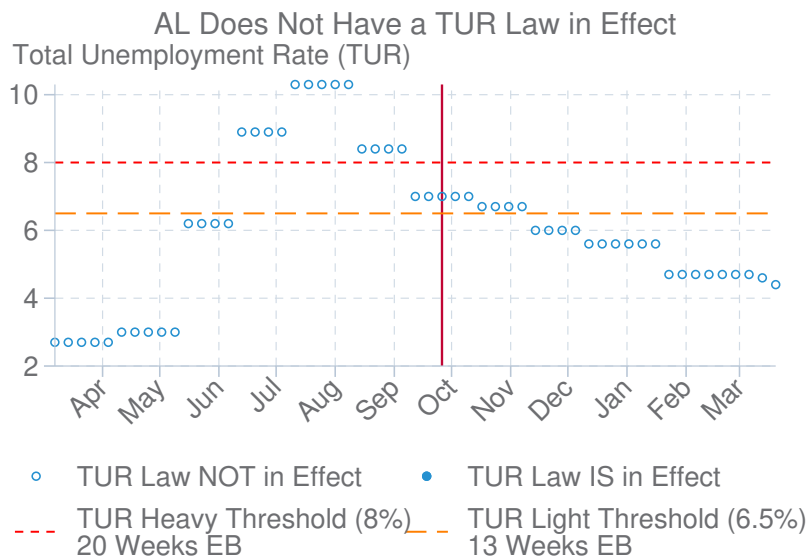
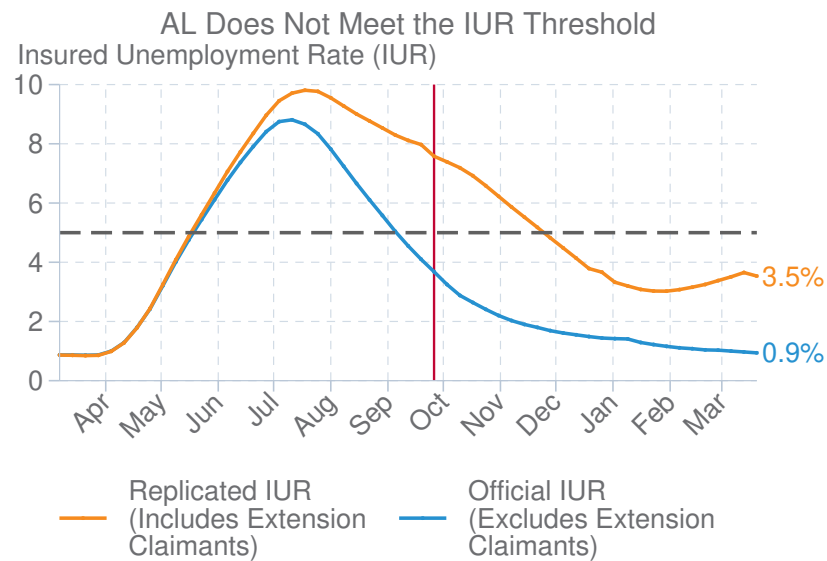
The second figure shows TUR for the state. Some states do not have TUR laws in effect, meaning that even if their TUR measurement meets the threshold, it will not trigger EB on. This is indicated by hollow dots on the graph.

Finally, below each figure is a brief analysis describing EB usage in the state, as well as how the state has been affected by the IUR measurement not including extension claimants.

¹These are necessary but not sufficient conditions. A more thorough explanation of how a state can trigger on or off of EB is available in our corresponding Policy Brief.

Alabama

Currently, Extended UI Benefits are Not Available in AL.

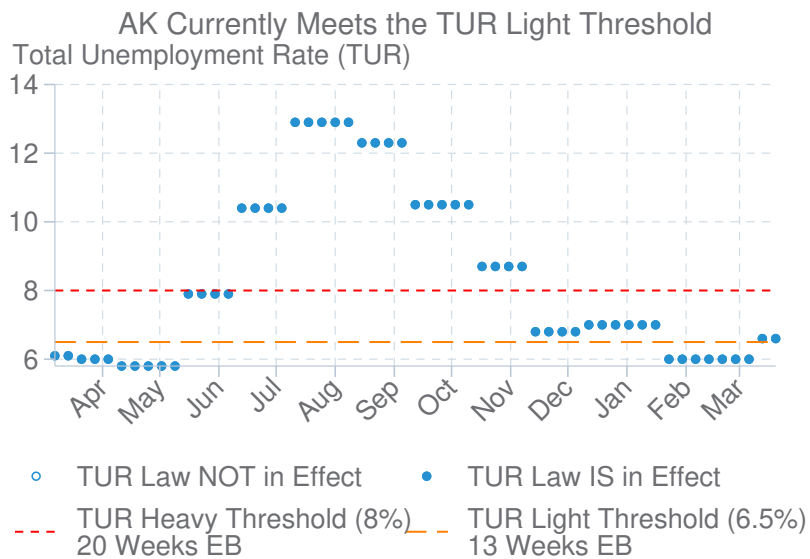
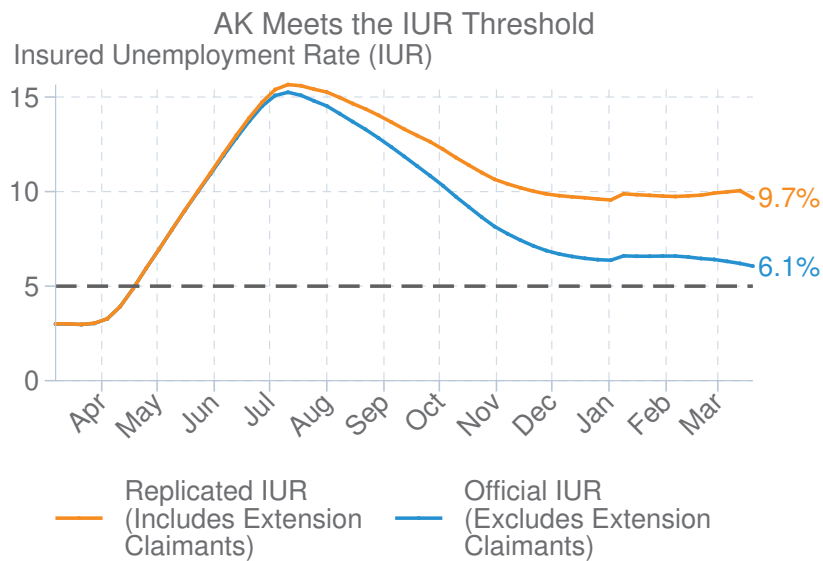


Official EB End: September 26, 2020. Latest TUR: 4.4%
 The state reported 3,287 EB payments in the week EB turned off. (Week ending September 26, 2020.)
 The state's maximum number of EB payments in a week was 30,547 (25.3% of all payments), which occurred in the week ending October 10, 2020.
 The number of EB weeks available is current as of March 28, 2021.

Analysis: Alabama's IUR fell below the 5% threshold on September 20, 2020. Had it included extensions, the crossing would have taken place on December 6, 2020, 11 weeks later.

Alaska

Workers in AK Can Currently Claim 13 Weeks of EB.

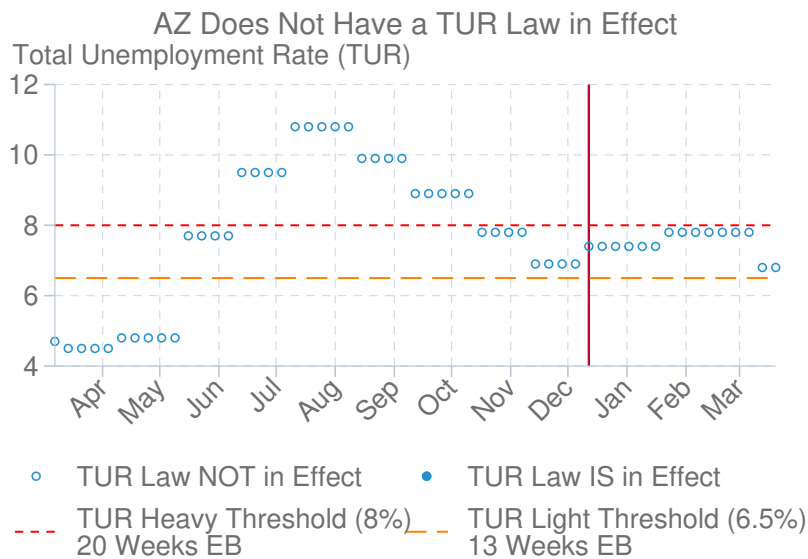
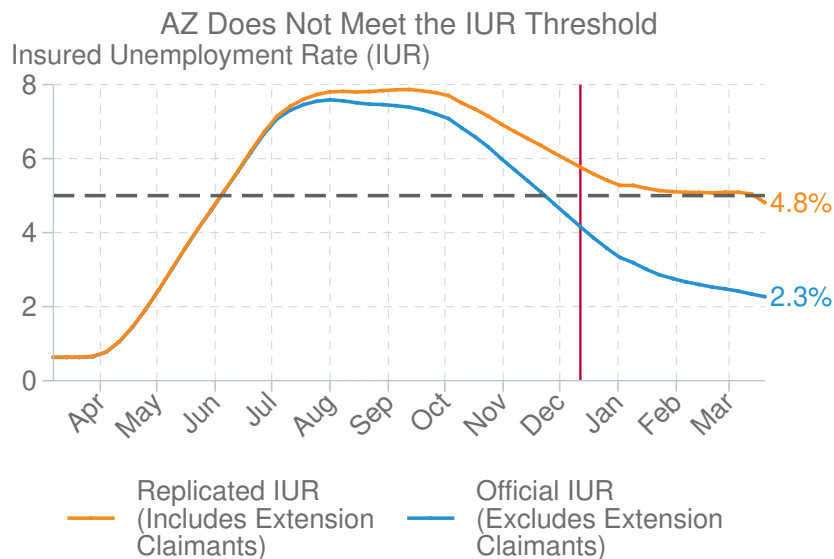


Latest TUR: 6.6%
 The state reported 209 EB payments (1.4% of All Payments) in the latest week. (Week ending March 20, 2021)
 The state's maximum number of EB payments in a week was 2,919 (10.3% of all payments), which occurred in the week ending February 6, 2021.
 The number of EB weeks available is current as of March 28, 2021.

Analysis: Alaska still has EB.

Arizona

Currently, Extended UI Benefits are Not Available in AZ.

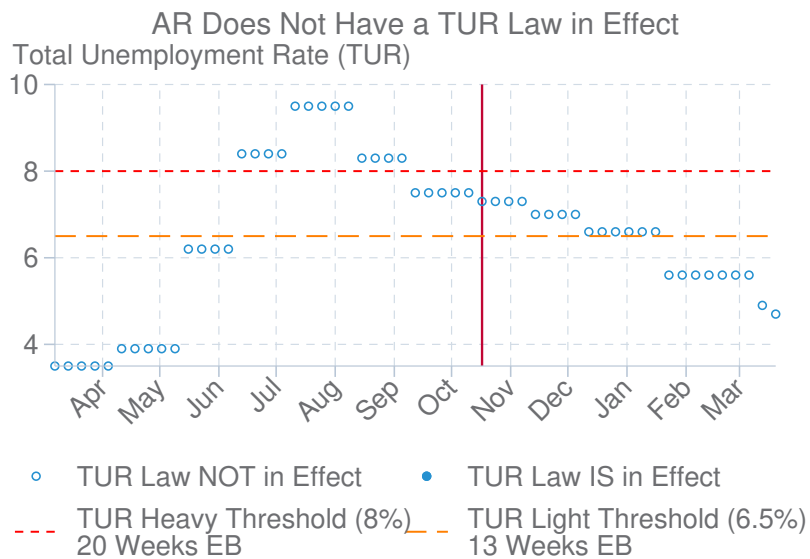
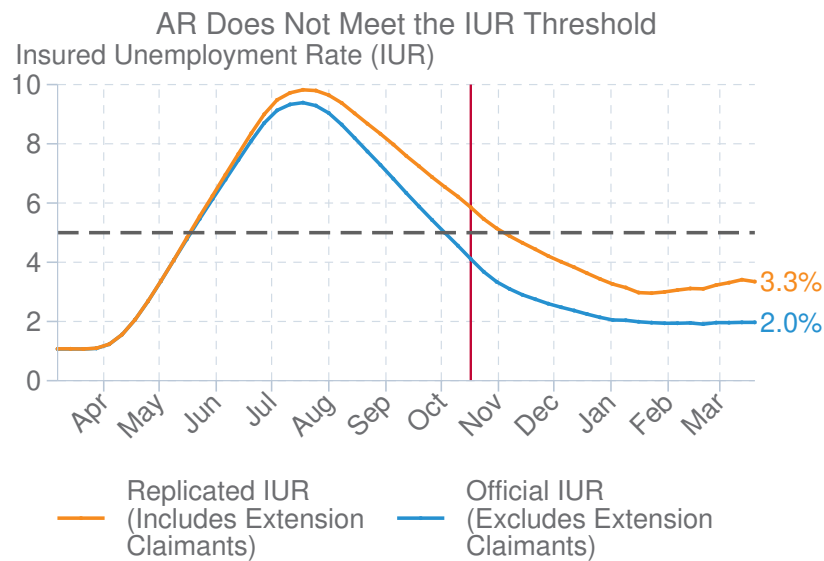


Official EB End: December 12, 2020. Latest TUR: 6.8%
 The state reported 3,287 EB payments in the week EB turned off. (Week ending December 12, 2020.)
 The state's maximum number of EB payments in a week was 12,474 (8.2% of all payments), which occurred in the week ending January 30, 2021.
 The number of EB weeks available is current as of March 28, 2021.

Analysis: Arizona's IUR fell below the 5% threshold on December 6, 2020. Had it included extensions, the crossing would have taken place on March 28, 2021, 16 weeks later. Arizona would be eligible for EB if it had a TUR law in effect, which it does not currently.

Arkansas

Currently, Extended UI Benefits are Not Available in AR.

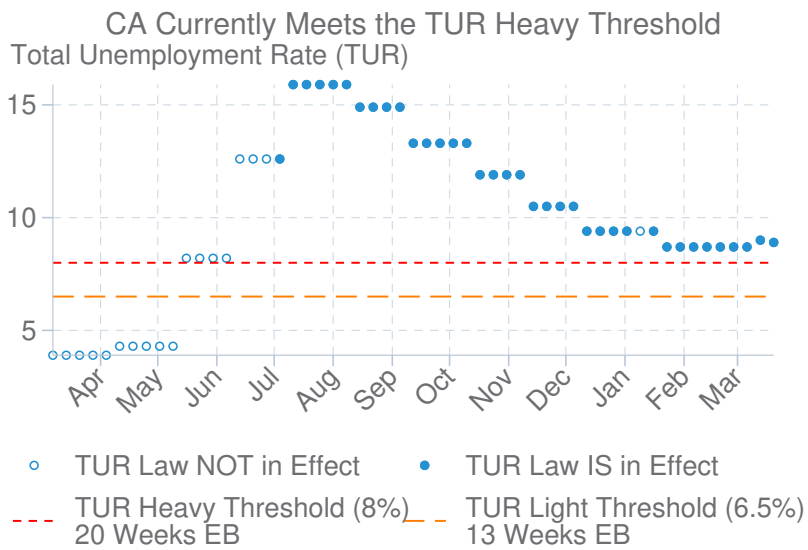
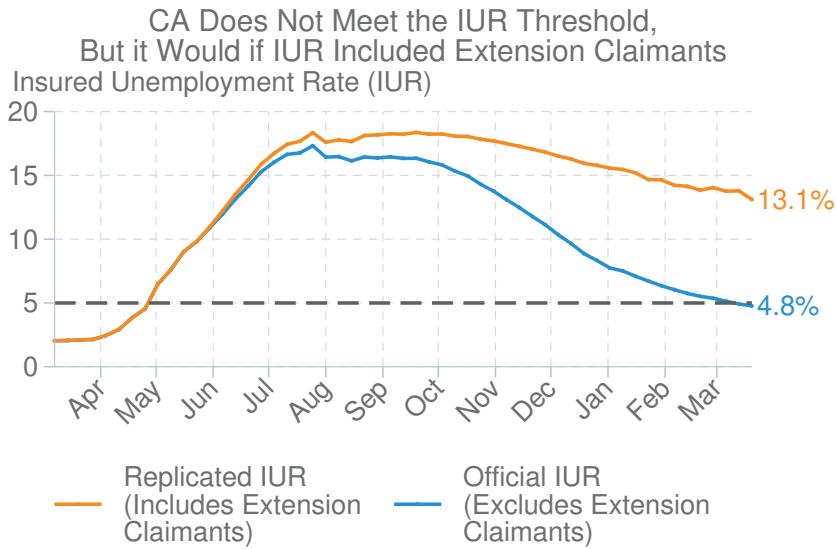


Official EB End: October 17, 2020. Latest TUR: 4.7%
 The state reported 3,287 EB payments in the week EB turned off. (Week ending October 17, 2020.)
 The state's maximum number of EB payments in a week was 3,883 (10.2% of all payments), which occurred in the week ending November 14, 2020.
 The number of EB weeks available is current as of March 28, 2021.

Analysis: Arkansas's IUR fell below the 5% threshold on October 11, 2020. Had it included extensions, the crossing would have taken place on November 15, 2020, 5 weeks later.

California

Workers in CA Can Currently Claim 20 Weeks of EB.

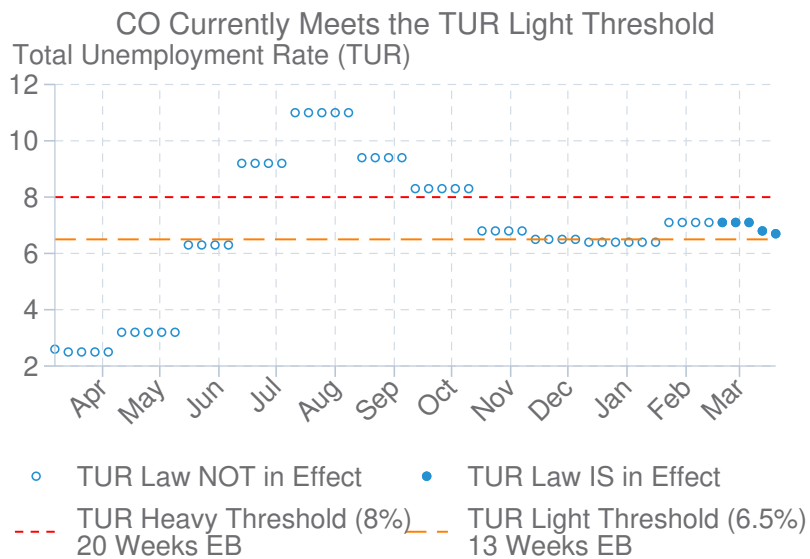
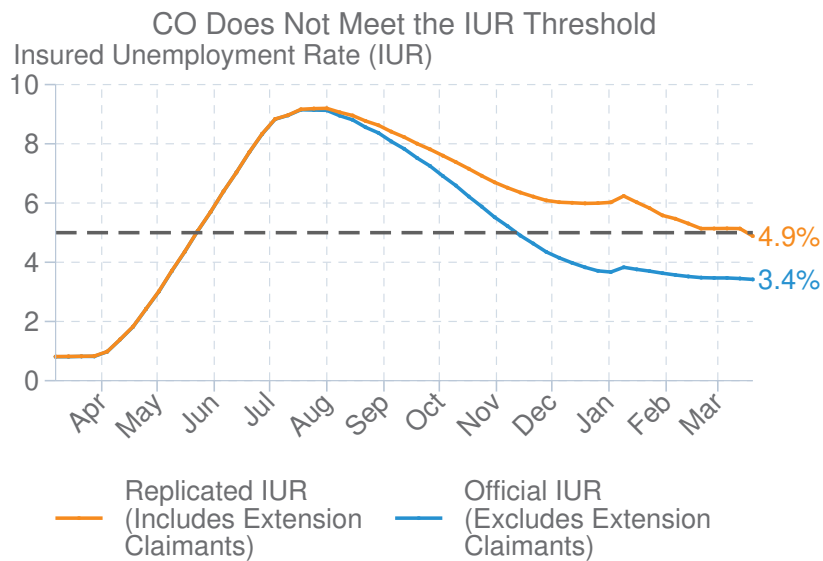


Latest TUR: 8.9%
 The state reported 370,486 EB payments (35.4% of All Payments) in the latest week.
 (Week ending March 20, 2021.)
 The state's maximum number of EB payments in a week was 440,886 (23.7% of all payments),
 which occurred in the week ending February 6, 2021.
 The number of EB weeks available is current as of March 28, 2021.

Analysis: California still has EB.

Colorado

Workers in CO Can Currently Claim 13 Weeks of EB.

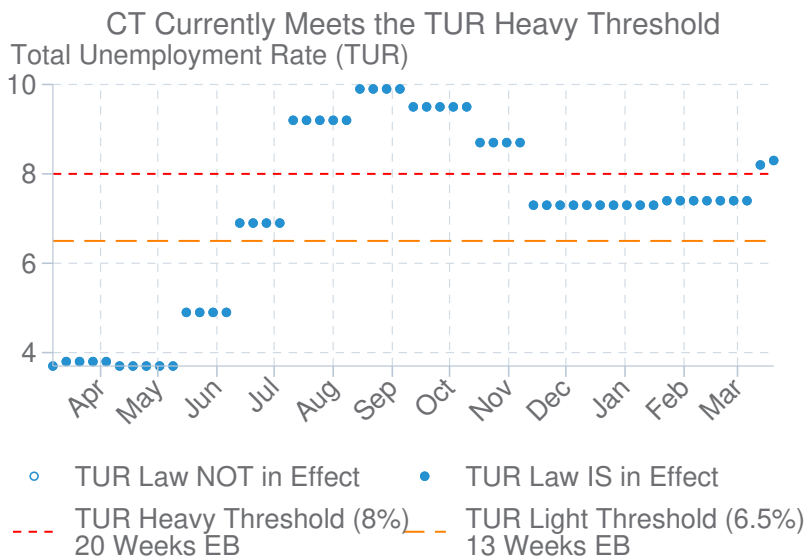
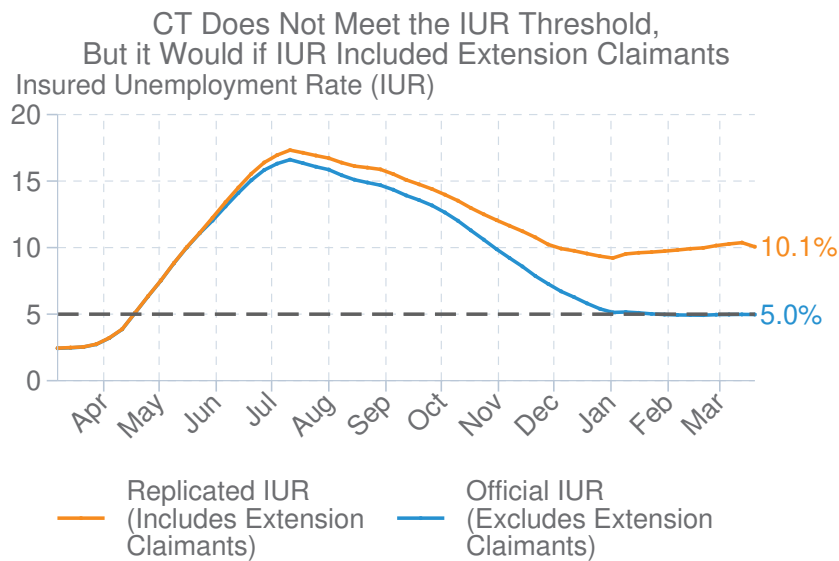


Latest TUR: 6.7%
 The state reported 132 EB payments (0.1% of All Payments) in the latest week. (Week ending March 20, 2021)
 The state's maximum number of EB payments in a week was 782 (0.8% of all payments), which occurred in the week ending February 20, 2021.
 The number of EB weeks available is current as of March 28, 2021.

Analysis: Colorado still has EB.

Connecticut

Workers in CT Can Currently Claim 20 will Weeks of EB.

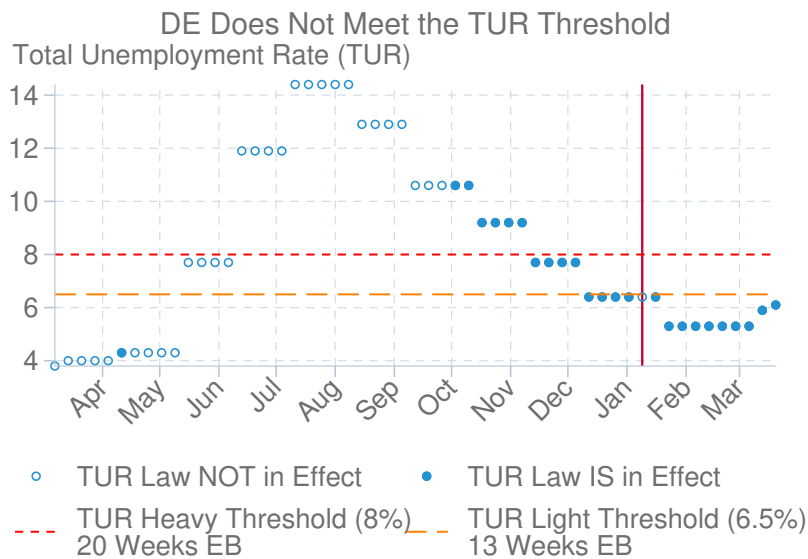
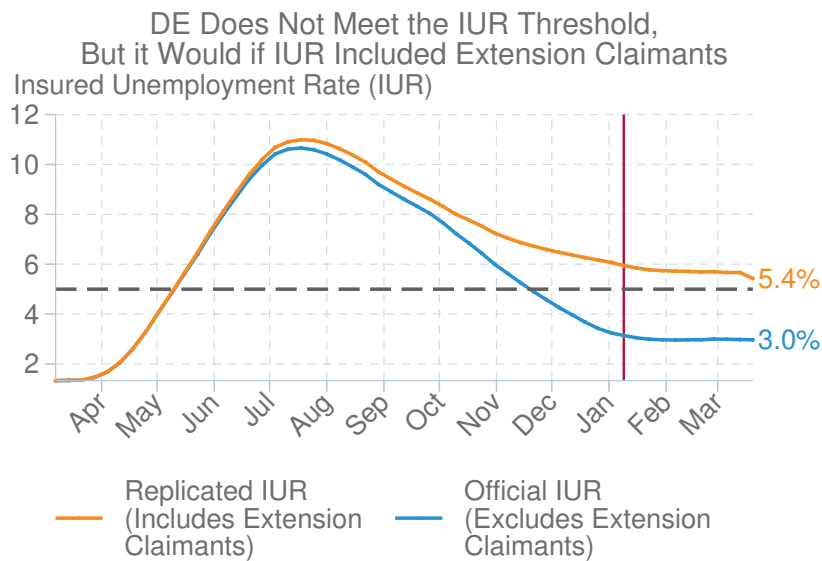


Latest TUR: 8.3%
 The state reported 11,444 EB payments (13.8% of All Payments) in the latest week. (Week ending March
 The state's maximum number of EB payments in a week was 18,505 (10.9% of all payments),
 which occurred in the week ending January 23, 2021.
 The number of EB weeks available is current as of March 28, 2021.

Analysis: Connecticut still has EB.

Delaware

Currently, Extended UI Benefits are Not Available in DE.

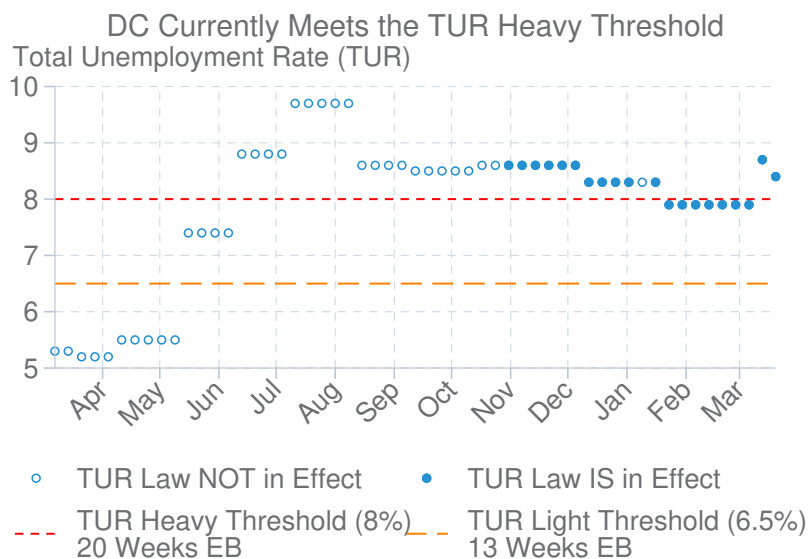
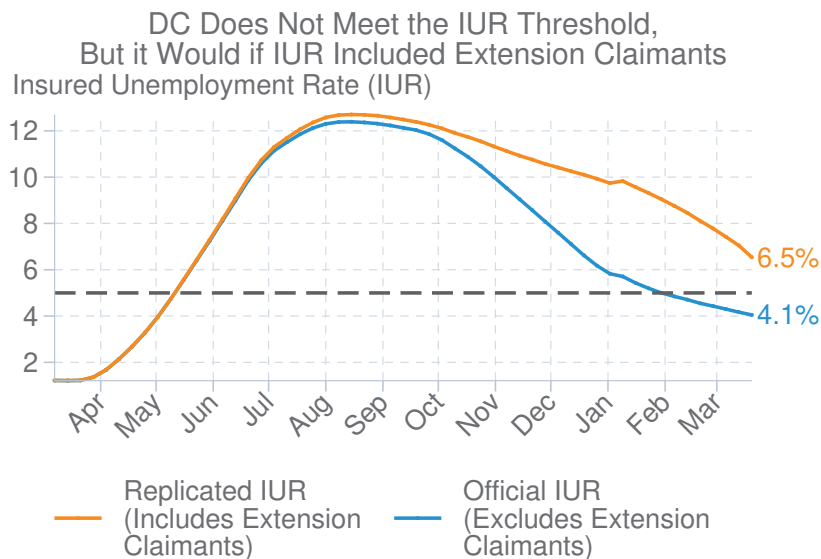


Official EB End: January 9, 2021. Latest TUR: 6.1%
 The state reported 3,287 EB payments in the week EB turned off. (Week ending January 9, 2021.)
 The state's maximum number of EB payments in a week was 1,482 (5.8% of all payments), which occurred in the week ending January 2, 2021.
 The number of EB weeks available is current as of March 28, 2021.

Analysis: EB turned off in Delaware on January 9, 2021, but if IUR included extensions, EB would remain on today (i.e., at least 11 weeks later).

District of Columbia

Workers in DC Can Currently Claim 20 will Weeks of EB.

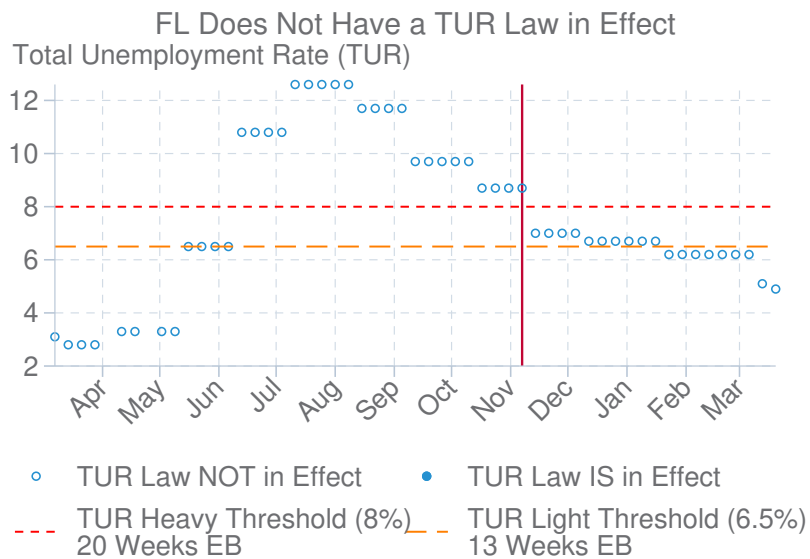
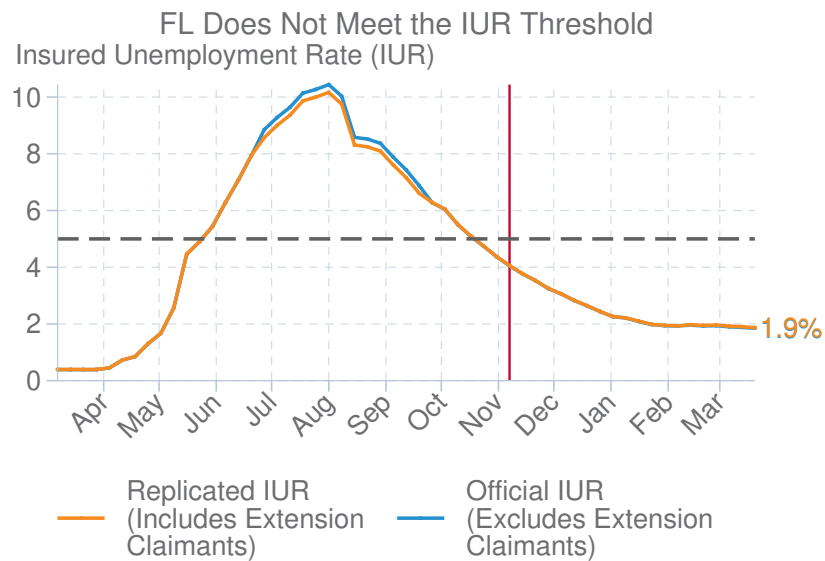


Latest TUR: 8.4%
 The state reported 23 EB payments (0.1% of All Payments) in the latest week. (Week ending March 20, 21)
 The state's maximum number of EB payments in a week was 39 (0.1% of all payments), which occurred in the week ending December 12, 2020.
 The number of EB weeks available is current as of March 28, 2021.

Analysis: District of Columbia still has EB.

Florida

Currently, Extended UI Benefits are Not Available in FL.

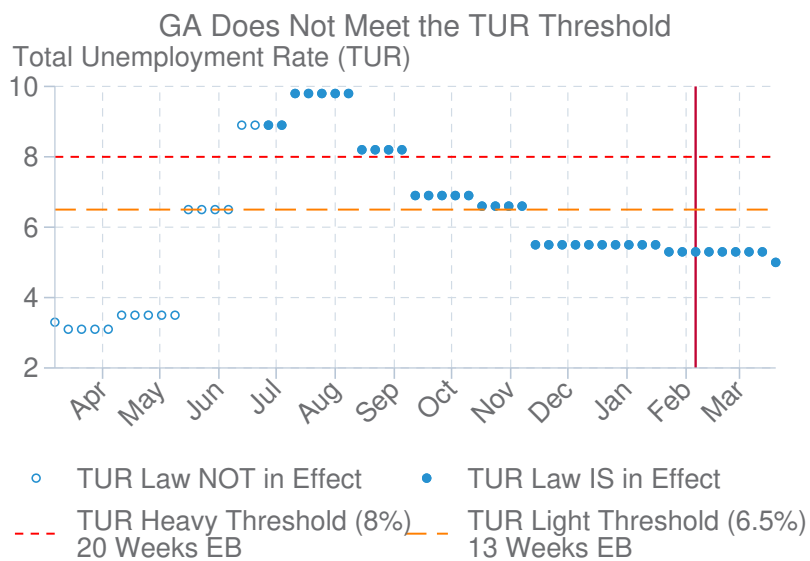
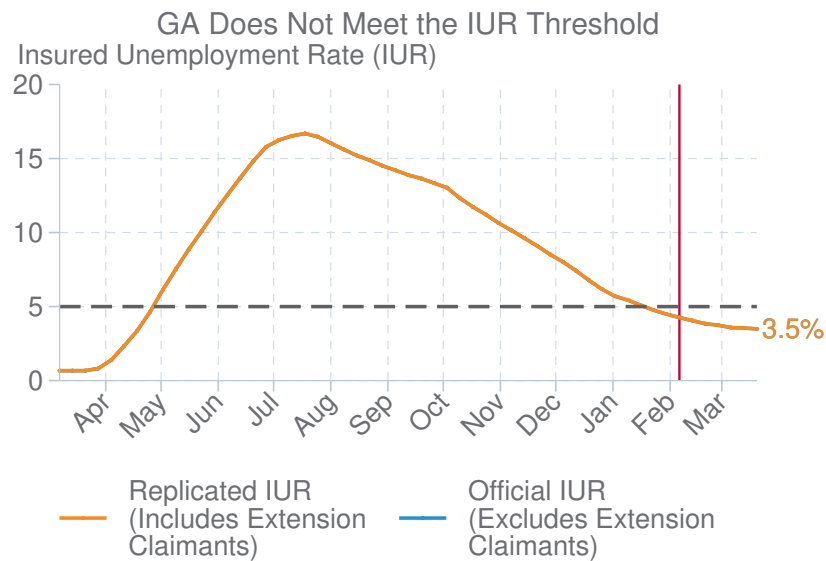


Official EB End: November 7, 2020. Latest TUR: 4.9%
 The state reported 3,287 EB payments in the week EB turned off. (Week ending November 7, 2020.)
 The state's maximum number of EB payments in a week was 1,226 (0.7% of all payments), which occurred in the week ending January 9, 2021.
 The number of EB weeks available is current as of March 28, 2021.

Analysis: Florida's IUR fell below the 5% threshold on November 1, 2020. It would have still turned off if the IUR had included extensions.

Georgia

Currently, Extended UI Benefits are Not Available in GA.

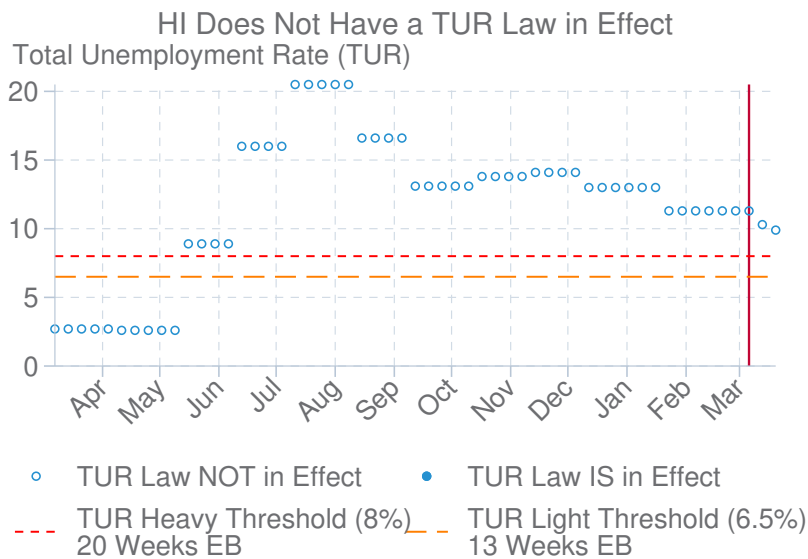
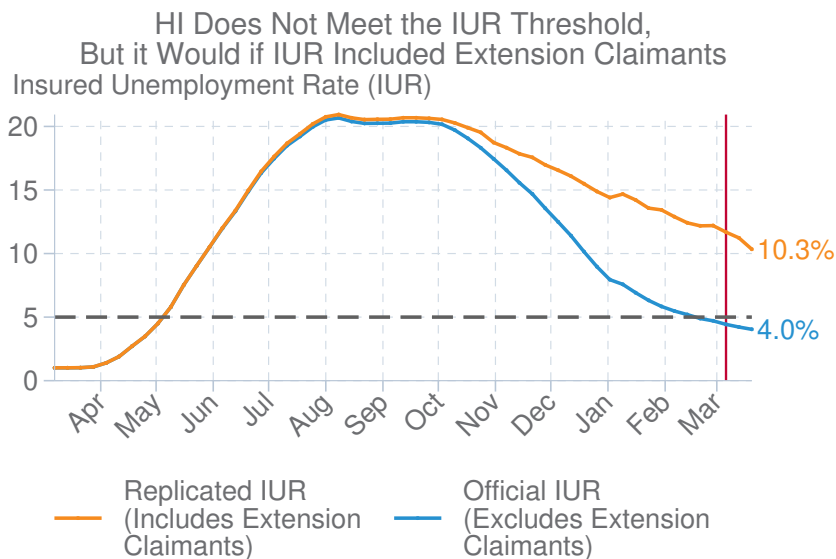


Official EB End: February 6, 2021. Latest TUR: 5%
 The state reported 3,287 EB payments in the week EB turned off. (Week ending February 6, 2021.)
 The state's maximum number of EB payments in a week was 0 (0.0% of all payments), which occurred in the week ending March 20, 2021.
 The number of EB weeks available is current as of March 28, 2021.

Analysis: Georgia's IUR fell below the 5% threshold on January 31, 2021. It would have still turned off if the IUR had included extensions.

Hawaii

Currently, Extended UI Benefits are Not Available in HI.

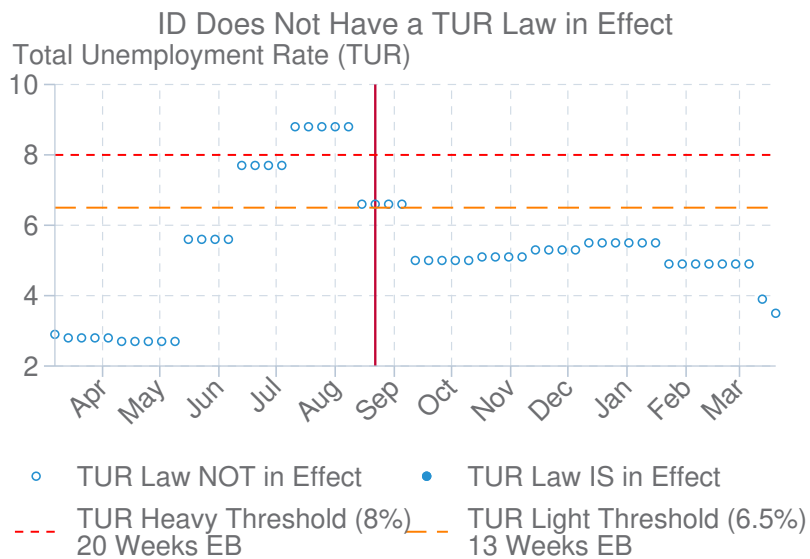
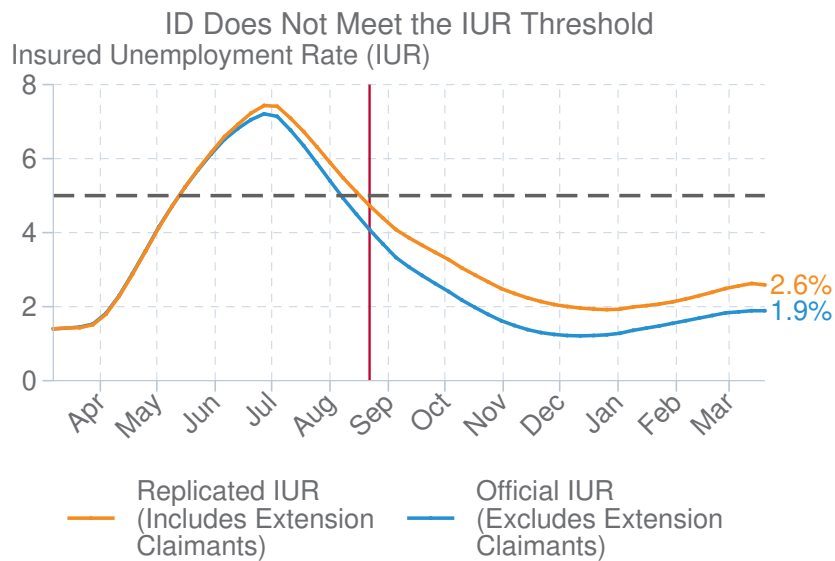


Official EB End: March 6, 2021. Latest TUR: 9.9%
 The state reported 3,287 EB payments in the week EB turned off. (Week ending March 6, 2021.)
 The state's maximum number of EB payments in a week was 151 (0.2% of all payments),
 which occurred in the week ending January 9, 2021.
 The number of EB weeks available is current as of March 28, 2021.

Analysis: EB turned off in Hawaii on March 6, 2021, but if IUR included extensions, EB would remain on today (i.e., at least 3 weeks later). Hawaii would be eligible for EB if it had a TUR law in effect, which it does not currently.

Idaho

Currently, Extended UI Benefits are Not Available in ID.

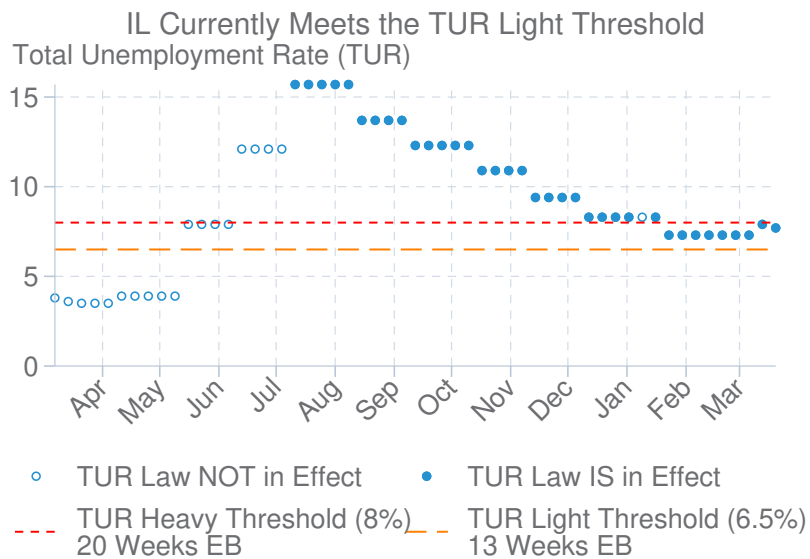
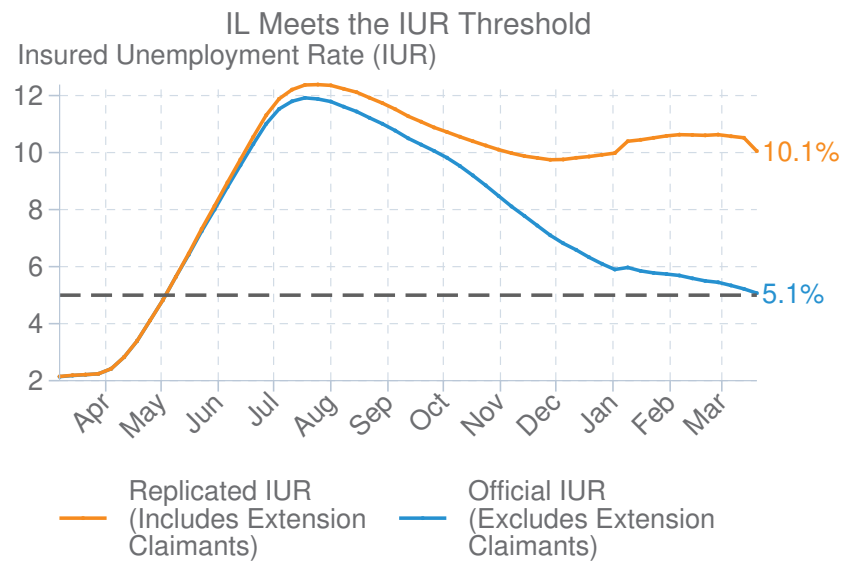


Official EB End: August 22, 2020. Latest TUR: 3.5%
 The state reported 3,287 EB payments in the week EB turned off. (Week ending August 22, 2020.)
 The state's maximum number of EB payments in a week was 232 (1.1% of all payments), which occurred in the week ending August 29, 2020.
 The number of EB weeks available is current as of March 28, 2021.

Analysis: Idaho's IUR fell below the 5% threshold on August 16, 2020. Had it included extensions, the crossing would have taken place on August 30, 2020, 2 weeks later.

Illinois

Workers in IL Can Currently Claim 13 Weeks of EB.

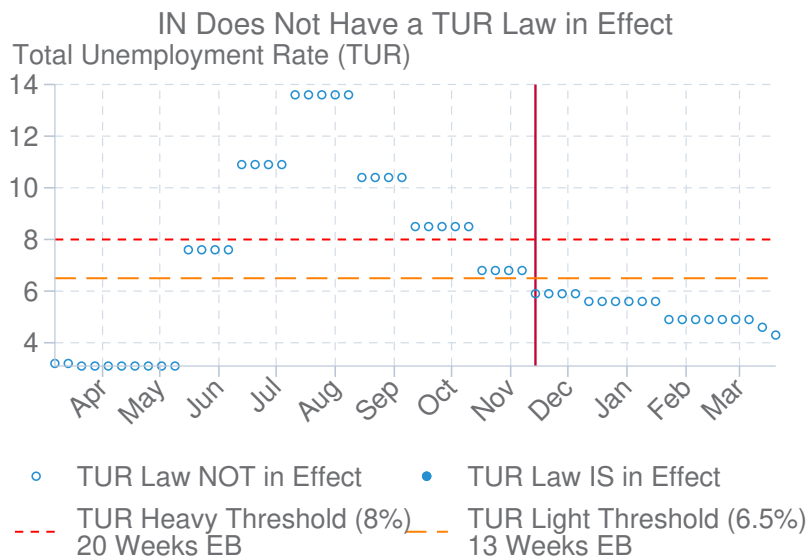
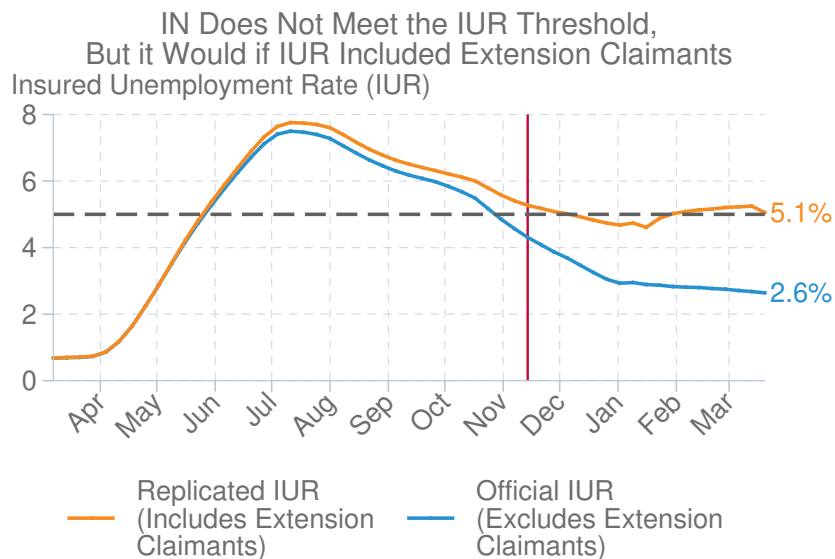


Latest TUR: 7.7%
 The state reported 51,964 EB payments (18.8% of All Payments) in the latest week. (Week ending March 28, 2021)
 The state's maximum number of EB payments in a week was 142,635 (23.2% of all payments), which occurred in the week ending January 30, 2021.
 The number of EB weeks available is current as of March 28, 2021.

Analysis: Illinois still has EB.

Indiana

Currently, Extended UI Benefits are Not Available in IN.

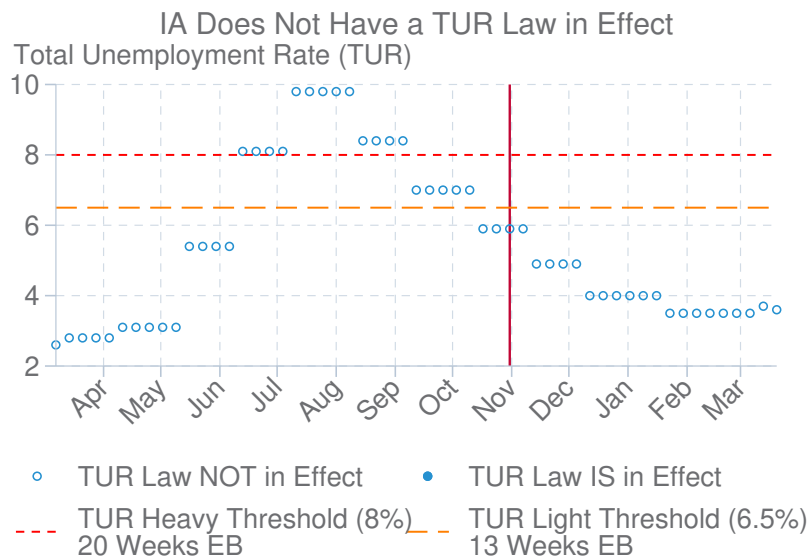
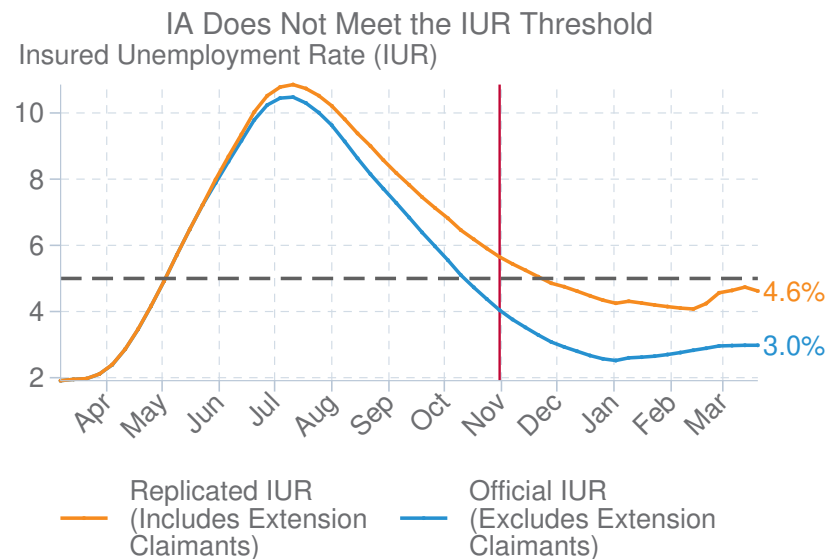


Official EB End: November 14, 2020. Latest TUR: 4.3%
 The state reported 3,287 EB payments in the week EB turned off. (Week ending November 14, 2020.)
 The state's maximum number of EB payments in a week was 3,426 (2.2% of all payments),
 which occurred in the week ending October 3, 2020.
 The number of EB weeks available is current as of March 28, 2021.

Analysis: Indiana's IUR fell below the 5% threshold on November 8, 2020. Had it included extensions, the crossing would have taken place on December 20, 2020, 6 weeks later.

Iowa

Currently, Extended UI Benefits are Not Available in IA.

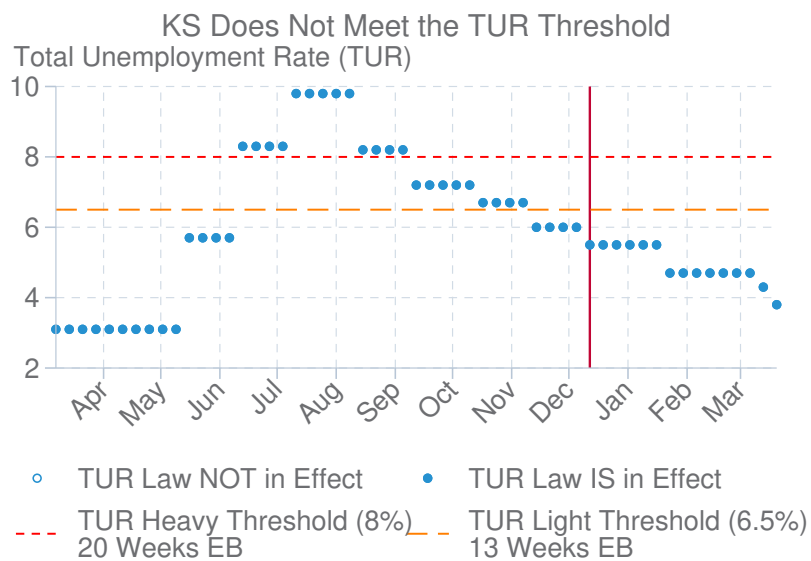
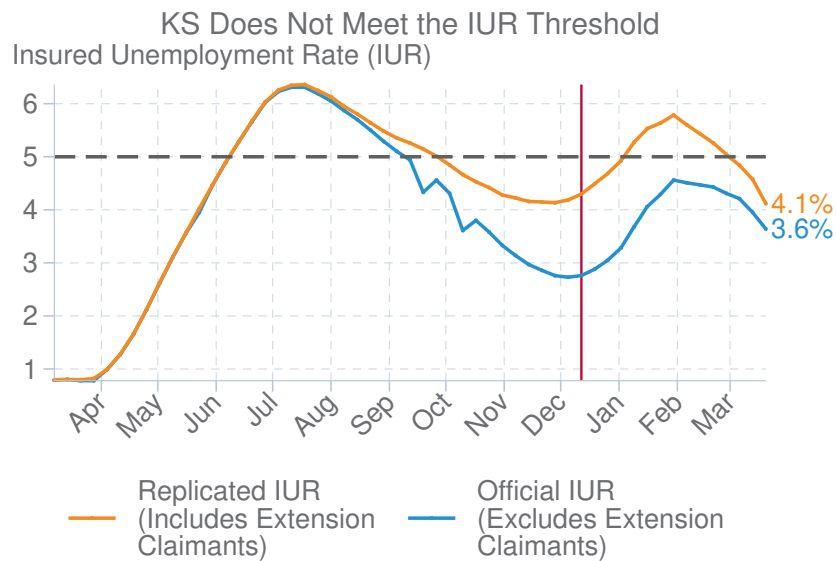


Official EB End: October 31, 2020. Latest TUR: 3.6%
 The state reported 3,287 EB payments in the week EB turned off. (Week ending October 31, 2020.)
 The state's maximum number of EB payments in a week was 5,300 (8.0% of all payments), which occurred in the week ending November 7, 2020.
 The number of EB weeks available is current as of March 28, 2021.

Analysis: Iowa's IUR fell below the 5% threshold on October 25, 2020. Had it included extensions, the crossing would have taken place on December 6, 2020, 6 weeks later.

Kansas

Currently, Extended UI Benefits are Not Available in KS.

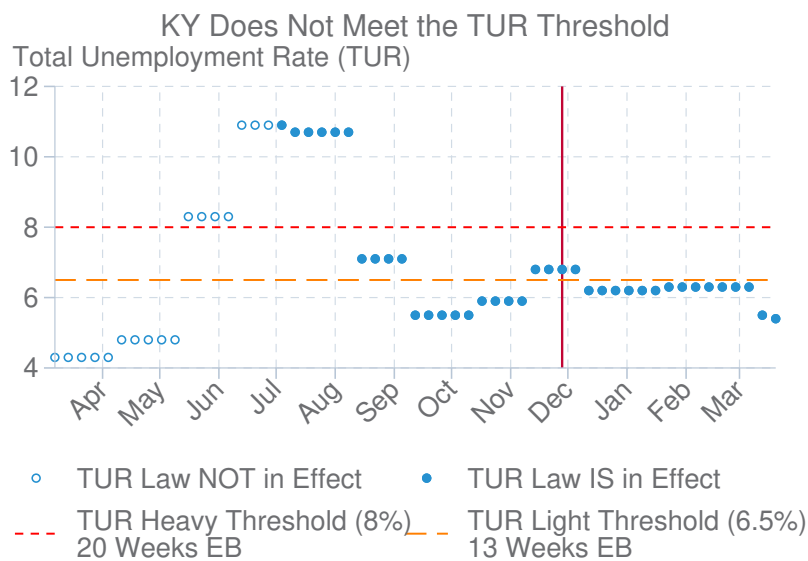
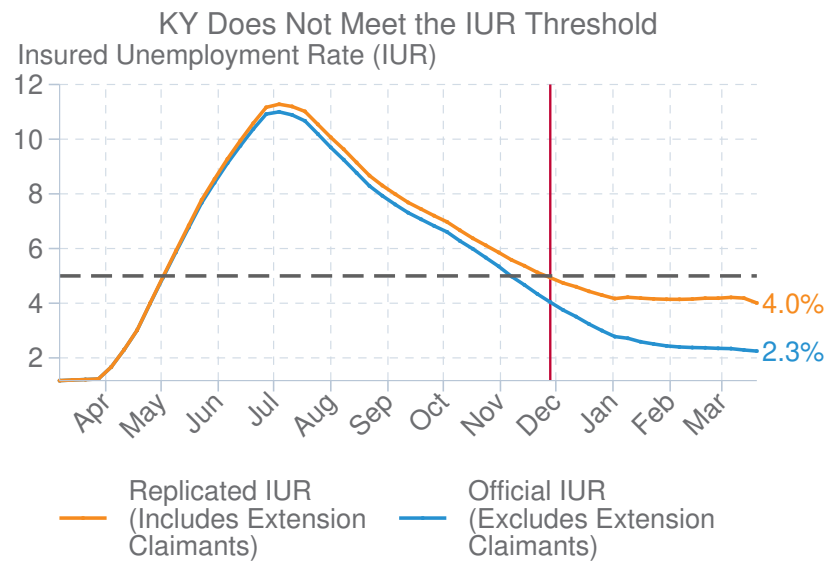


Official EB End: December 12, 2020. Latest TUR: 3.8%
 The state reported 3,287 EB payments in the week EB turned off. (Week ending December 12, 2020.)
 The state's maximum number of EB payments in a week was 5,433 (6.0% of all payments), which occurred in the week ending December 19, 2020.
 The number of EB weeks available is current as of March 28, 2021.

Analysis: Kansas was last eligible for EB (via TUR) on November 15, 2020, but the IUR would not have maintained EB any longer even if it included extensions. However, Kansas presents an unusual case in which EB might have turned on for a second time during the pandemic if IUR had included extensions.

Kentucky

Currently, Extended UI Benefits are Not Available in KY.

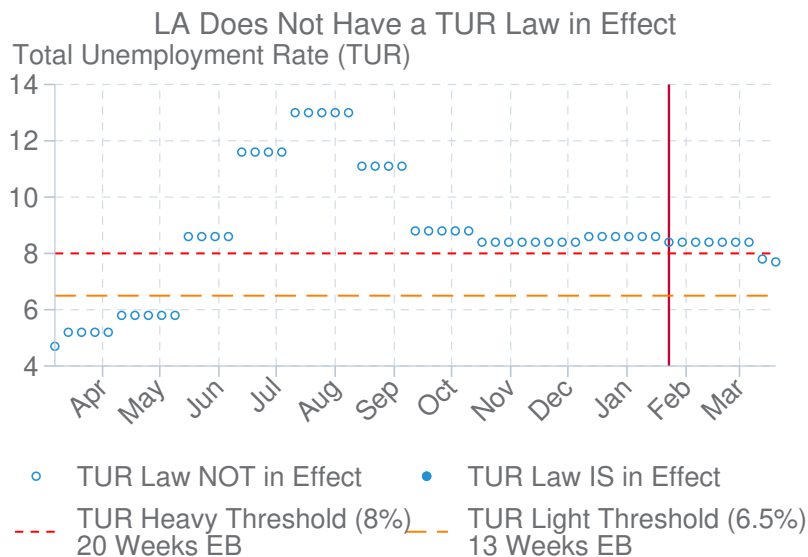
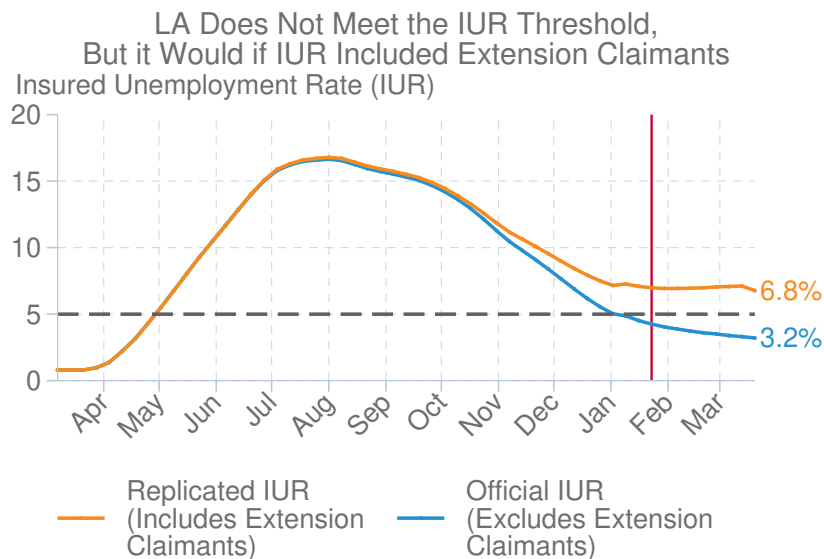


Official EB End: November 28, 2020. Latest TUR: 5.4%
 The state reported 3,287 EB payments in the week EB turned off. (Week ending November 28, 2020.)
 The state's maximum number of EB payments in a week was 164 (0.2% of all payments), which occurred in the week ending October 10, 2020.
 The number of EB weeks available is current as of March 28, 2021.

Analysis: Kentucky was last eligible for EB (via TUR) on December 13, 2020, but the IUR would not have maintained EB any longer even if it included extensions.

Louisiana

Currently, Extended UI Benefits are Not Available in LA.

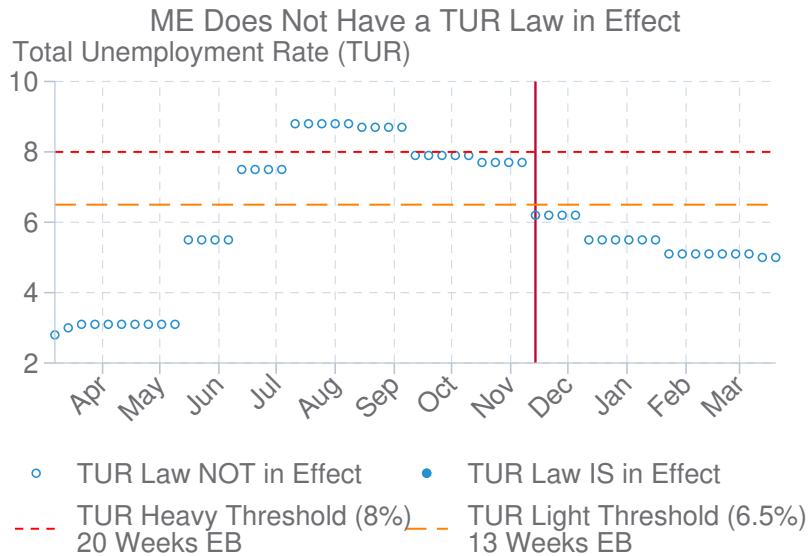
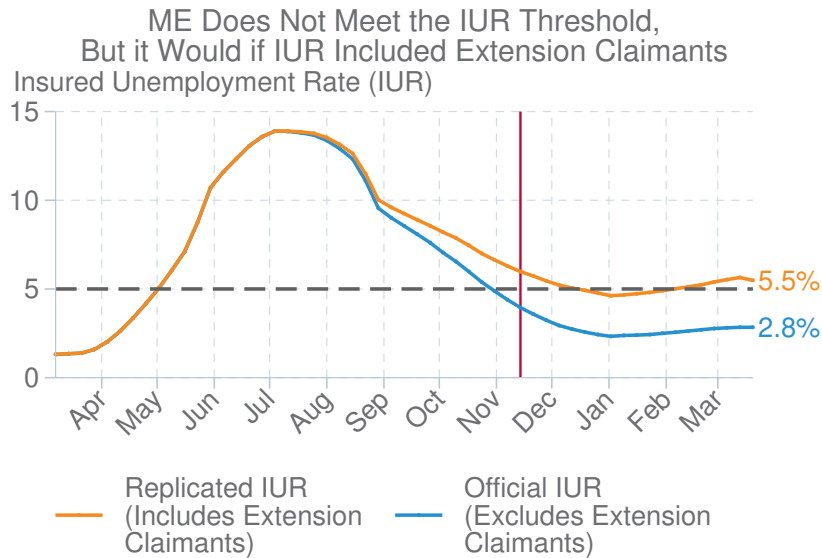


Official EB End: January 23, 2021. Latest TUR: 7.7%
 The state reported 3,287 EB payments in the week EB turned off. (Week ending January 23, 2021.)
 The state's maximum number of EB payments in a week was 5,075 (3.4% of all payments), which occurred in the week ending January 9, 2021.
 The number of EB weeks available is current as of March 28, 2021.

Analysis: EB turned off in Louisiana on January 23, 2021, but if IUR included extensions, EB would remain on today (i.e., at least 9 weeks later). Louisiana would be eligible for EB if it had a TUR law in effect, which it does not currently.

Maine

Currently, Extended UI Benefits are Not Available in ME.

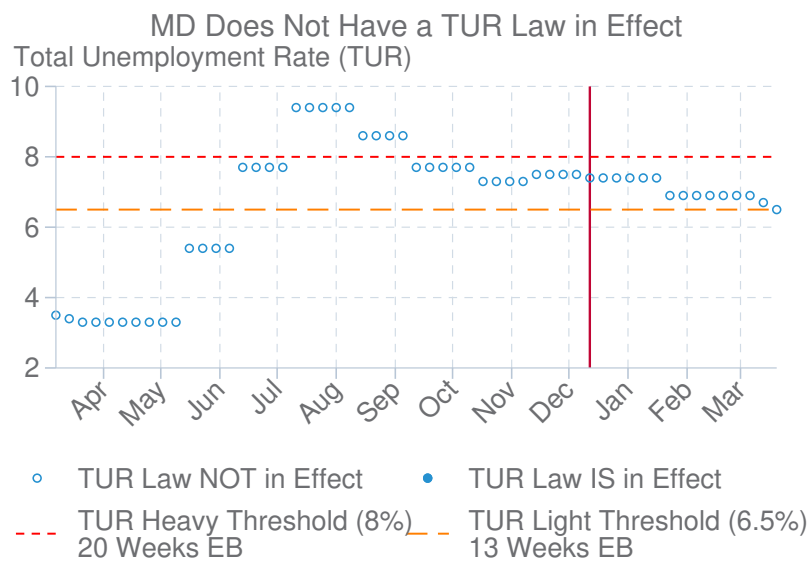
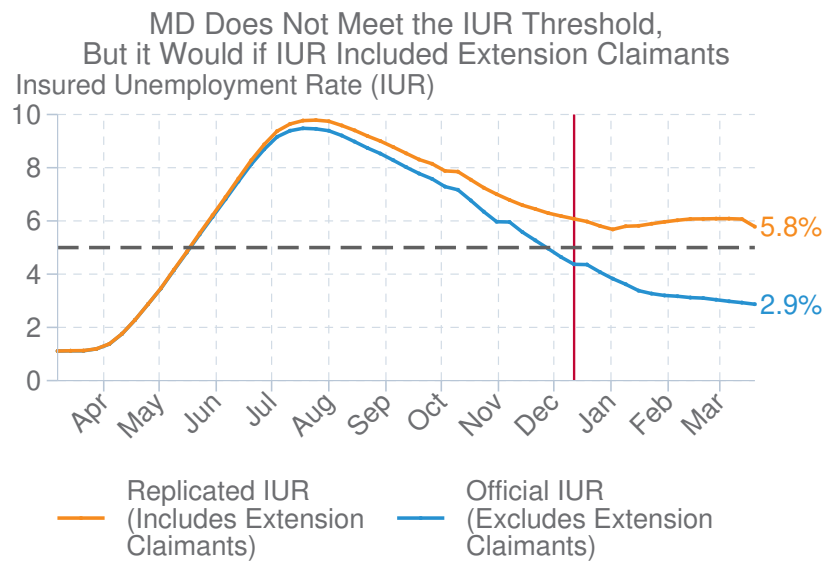


Official EB End: November 14, 2020. Latest TUR: 5%
 The state reported 3,287 EB payments in the week EB turned off. (Week ending November 14, 2020.)
 The state's maximum number of EB payments in a week was 2,388 (8.6% of all payments), which occurred in the week ending November 21, 2020.
 The number of EB weeks available is current as of March 28, 2021.

Analysis: Maine's IUR fell below the 5% threshold on November 8, 2020. Had it included extensions, the crossing would have taken place on December 27, 2020, 7 weeks later (and may have turned back on later).

Maryland

Currently, Extended UI Benefits are Not Available in MD.

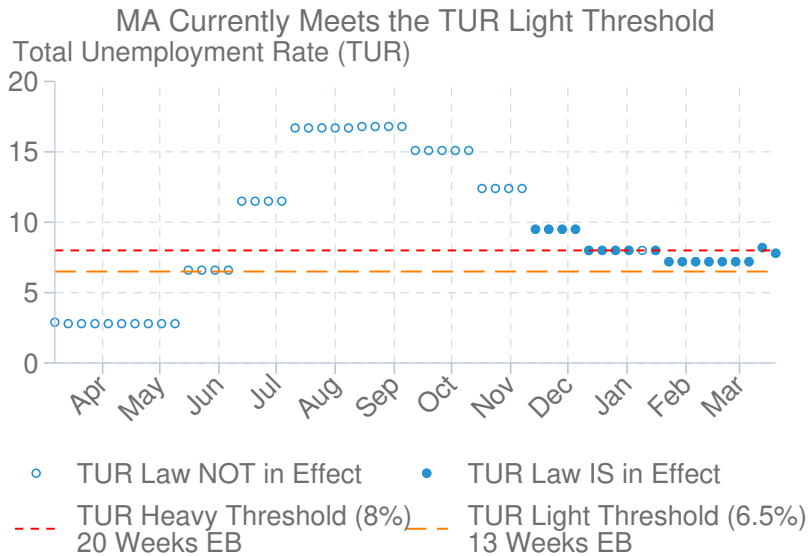
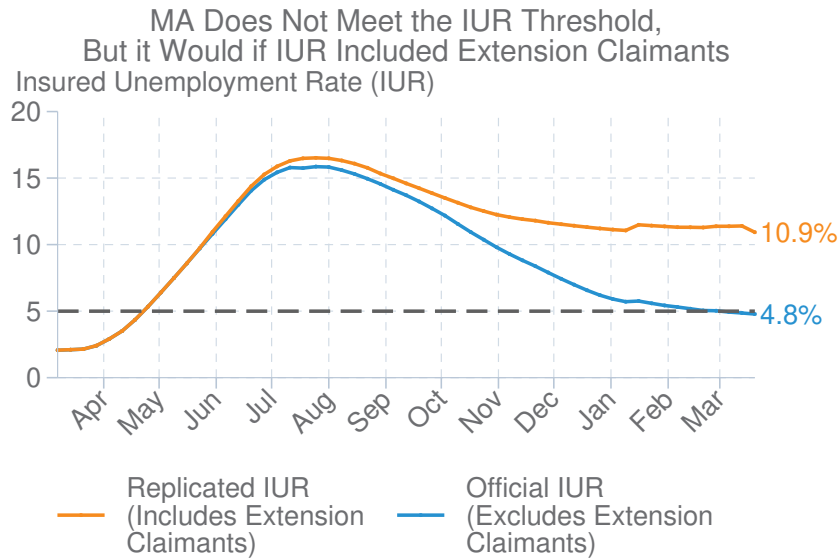


Official EB End: December 12, 2020. Latest TUR: 6.5%
 The state reported 3,287 EB payments in the week EB turned off. (Week ending December 12, 2020.)
 The state's maximum number of EB payments in a week was 8,733 (6.0% of all payments),
 which occurred in the week ending December 19, 2020.
 The number of EB weeks available is current as of March 28, 2021.

Analysis: EB turned off in Maryland on December 12, 2020, but if IUR included extensions, EB would remain on today (i.e., at least 15 weeks later). Maryland would be eligible for EB if it had a TUR law in effect, which it does not currently.

Massachusetts

Workers in MA Can Currently Claim 20 will Weeks of EB.



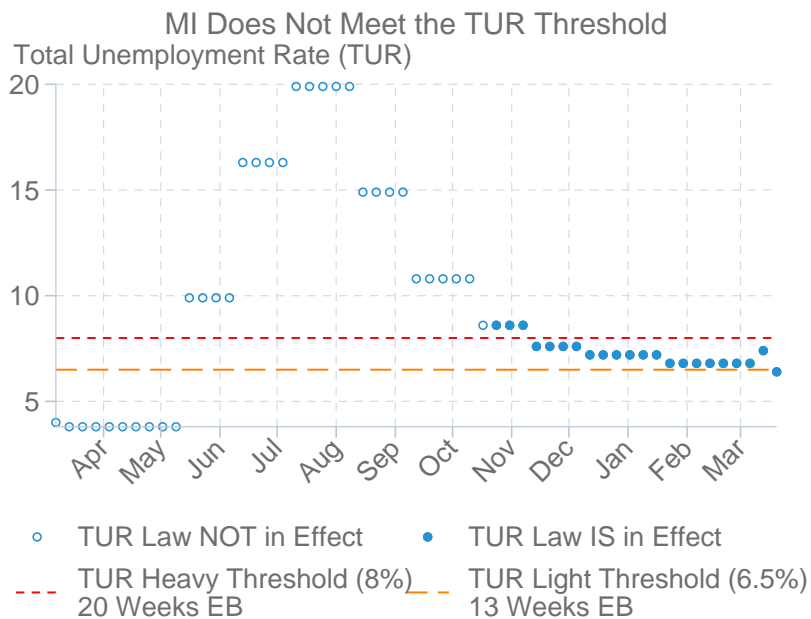
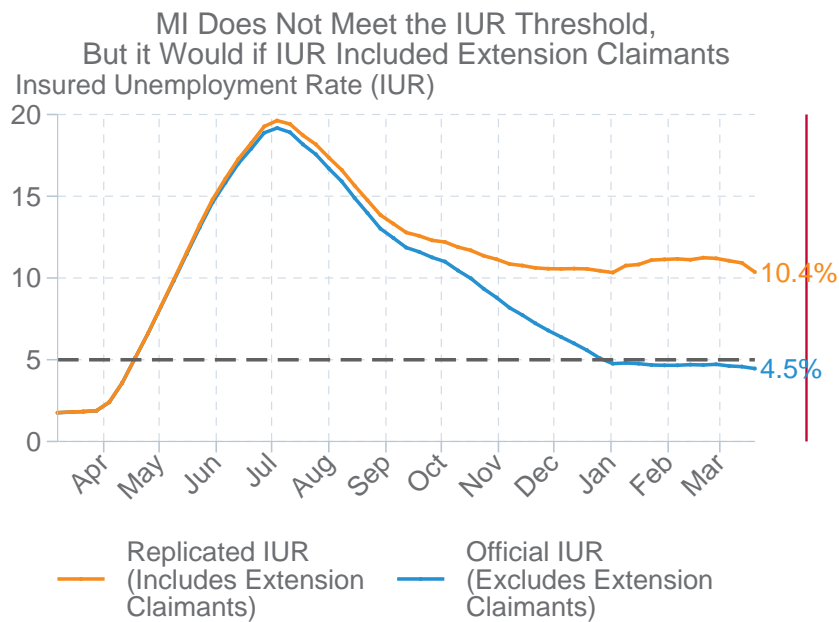
Latest TUR: 7.8%

The state reported 33,918 EB payments (20.2% of All Payments) in the latest week. (Week ending March 28, 2021)
The state's maximum number of EB payments in a week was 117,745 (30.8% of all payments), which occurred in the week ending February 6, 2021.
The number of EB weeks available is current as of March 28, 2021.

Analysis: Massachusetts still has EB.

Michigan

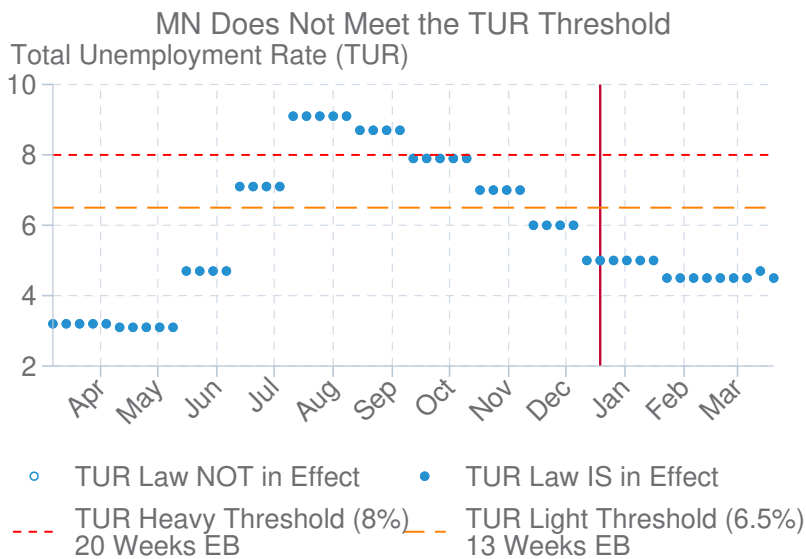
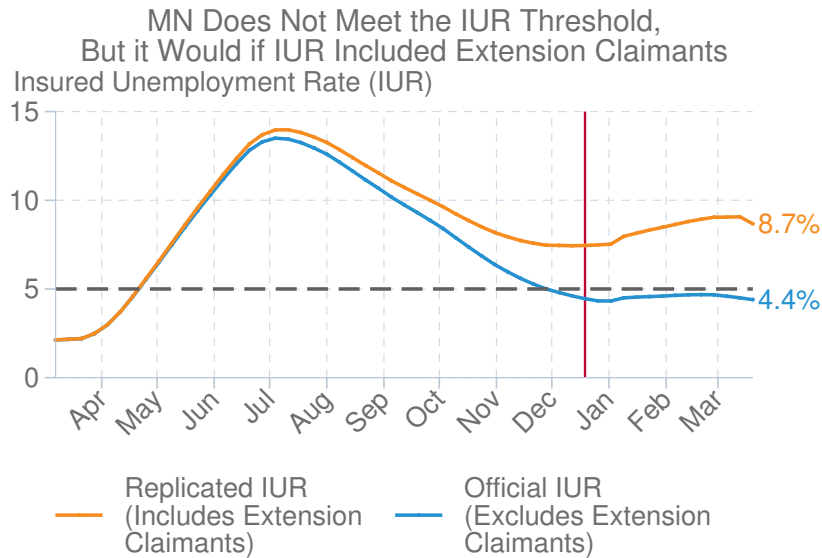
Workers in MI Can Currently Claim 13 weeks of EB.



Analysis: Michigan will lose EB on April 17, 2021, but if IUR included extensions, EB would continue.

Minnesota

Currently, Extended UI Benefits are Not Available in MN.

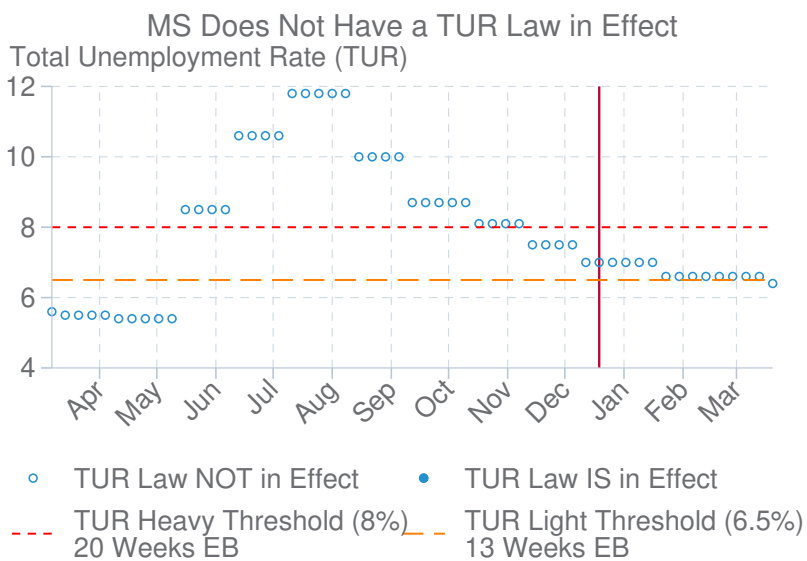
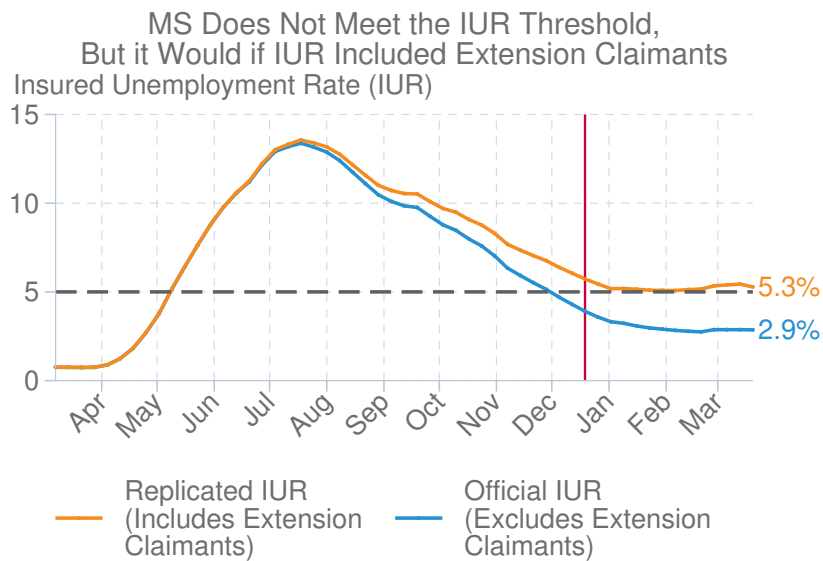


Official EB End: December 19, 2020. Latest TUR: 4.5%
 The state reported 3,287 EB payments in the week EB turned off. (Week ending December 19, 2020.)
 The state's maximum number of EB payments in a week was 25,302 (10.8% of all payments),
 which occurred in the week ending December 26, 2020.
 The number of EB weeks available is current as of March 28, 2021.

Analysis: EB turned off in Minnesota on December 19, 2020, but if IUR included extensions, EB would remain on today (i.e., at least 14 weeks later).

Mississippi

Currently, Extended UI Benefits are Not Available in MS.

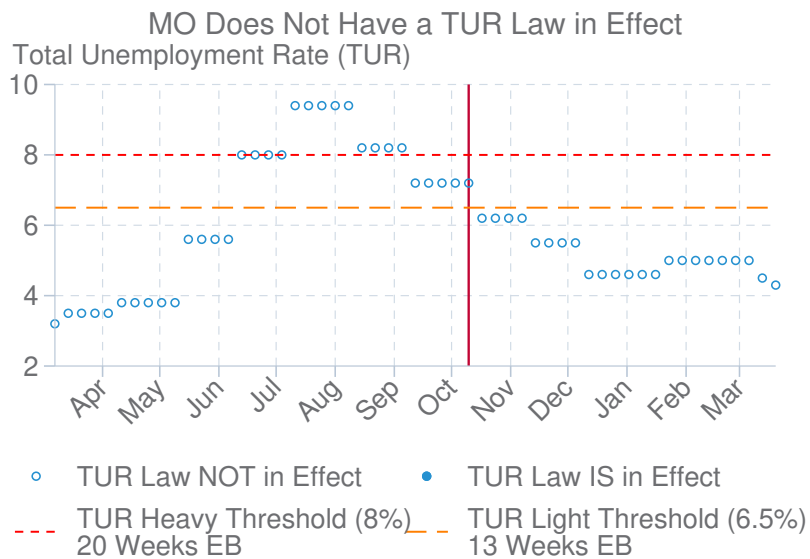
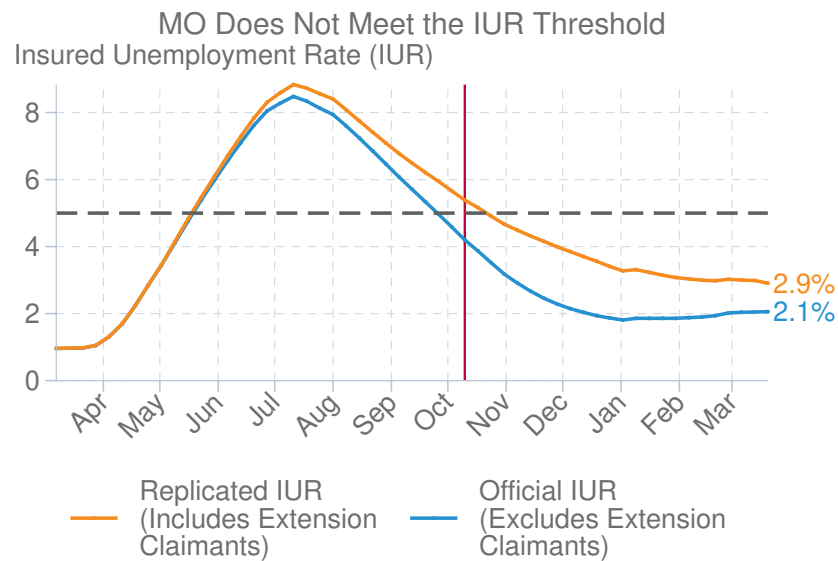


Official EB End: December 19, 2020. Latest TUR: 6.4%
 The state reported 3,287 EB payments in the week EB turned off. (Week ending December 19, 2020.)
 The state's maximum number of EB payments in a week was 8,306 (16.3% of all payments), which occurred in the week ending December 26, 2020.
 The number of EB weeks available is current as of March 28, 2021.

Analysis: EB turned off in Mississippi on December 19, 2020, but if IUR included extensions, EB would remain on today (i.e., at least 14 weeks later).

Missouri

Currently, Extended UI Benefits are Not Available in MO.

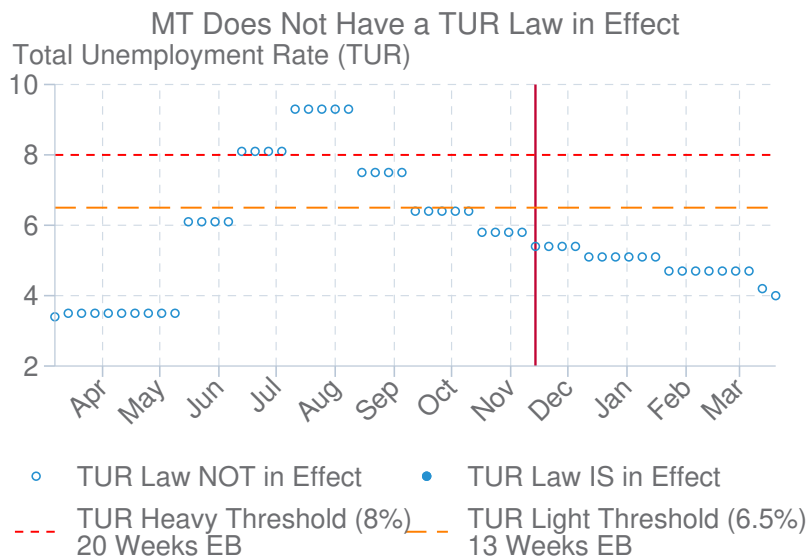
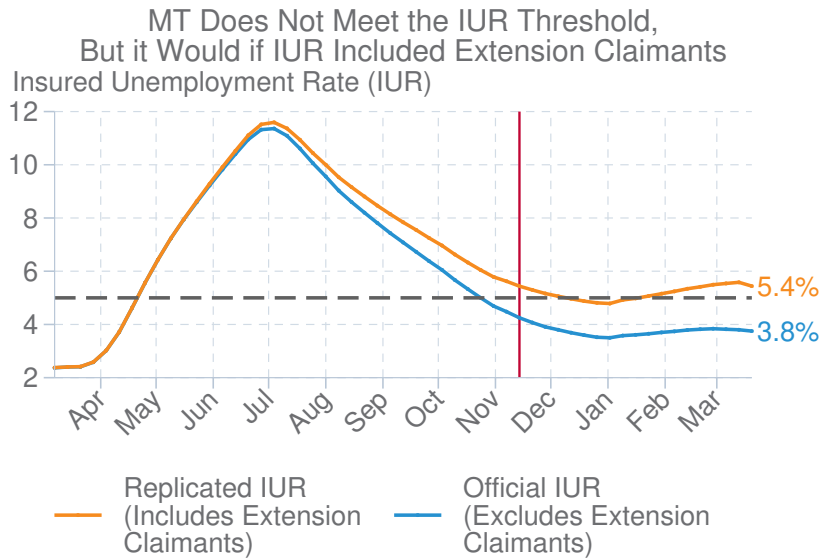


Official EB End: October 10, 2020. Latest TUR: 4.3%
 The state reported 3,287 EB payments in the week EB turned off. (Week ending October 10, 2020.)
 The state's maximum number of EB payments in a week was 4,613 (3.7% of all payments), which occurred in the week ending September 26, 2020.
 The number of EB weeks available is current as of March 28, 2021.

Analysis: Missouri's IUR fell below the 5% threshold on October 4, 2020. Had it included extensions, the crossing would have taken place on November 1, 2020, 4 weeks later.

Montana

Currently, Extended UI Benefits are Not Available in MT.

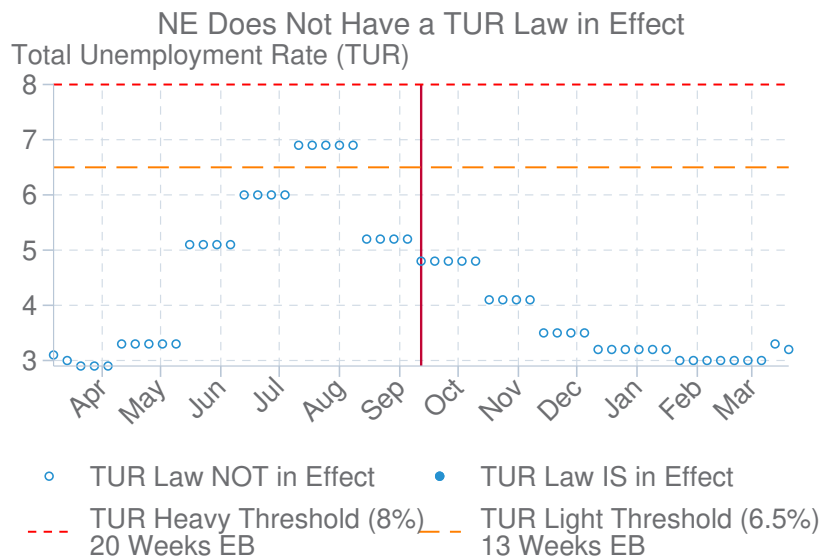
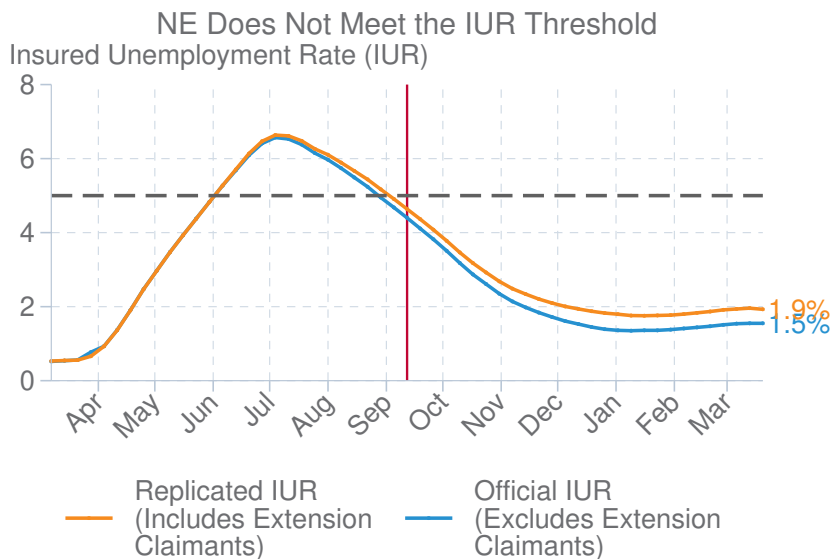


Official EB End: November 14, 2020. Latest TUR: 4%
 The state reported 3,287 EB payments in the week EB turned off. (Week ending November 14, 2020.)
 The state's maximum number of EB payments in a week was 929 (4.3% of all payments),
 which occurred in the week ending November 7, 2020.
 The number of EB weeks available is current as of March 28, 2021.

Analysis: Montana's IUR fell below the 5% threshold on November 8, 2020. Had it included extensions, the crossing would have taken place on December 20, 2020, 6 weeks later (and might have triggered back on since).

Nebraska

Currently, Extended UI Benefits are Not Available in NE.

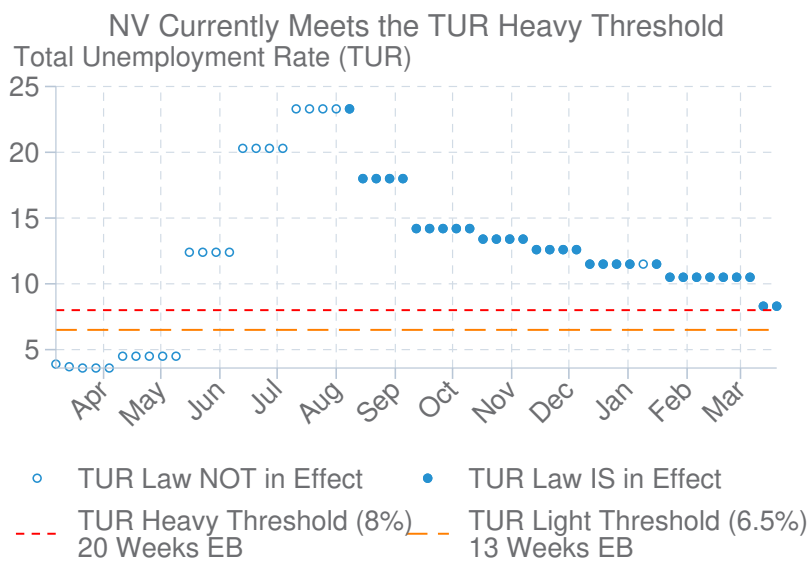
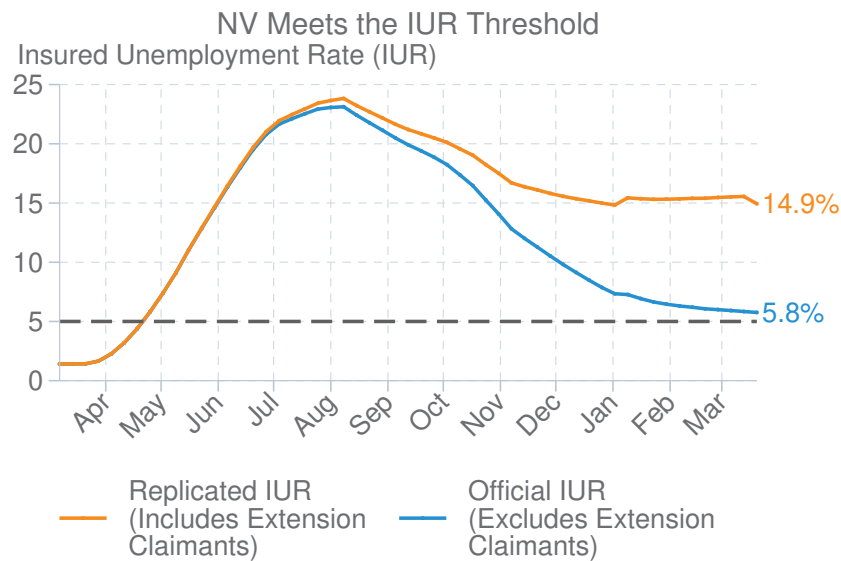


Official EB End: September 12, 2020. Latest TUR: 3.2%
 The state reported 3,287 EB payments in the week EB turned off. (Week ending September 12, 2020.)
 The state's maximum number of EB payments in a week was 231 (1.0% of all payments), which occurred in the week ending September 19, 2020.
 The number of EB weeks available is current as of March 28, 2021.

Analysis: Nebraska's IUR fell below the 5% threshold on September 6, 2020. Had it included extensions, the crossing would have taken place on September 13, 2020, 1 weeks later.

Nevada

Workers in NV Can Currently Claim 20 Weeks of EB.



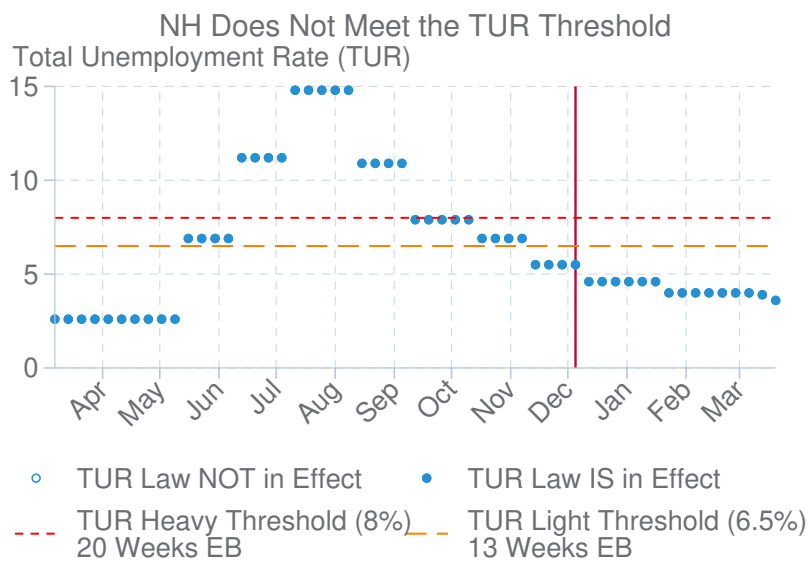
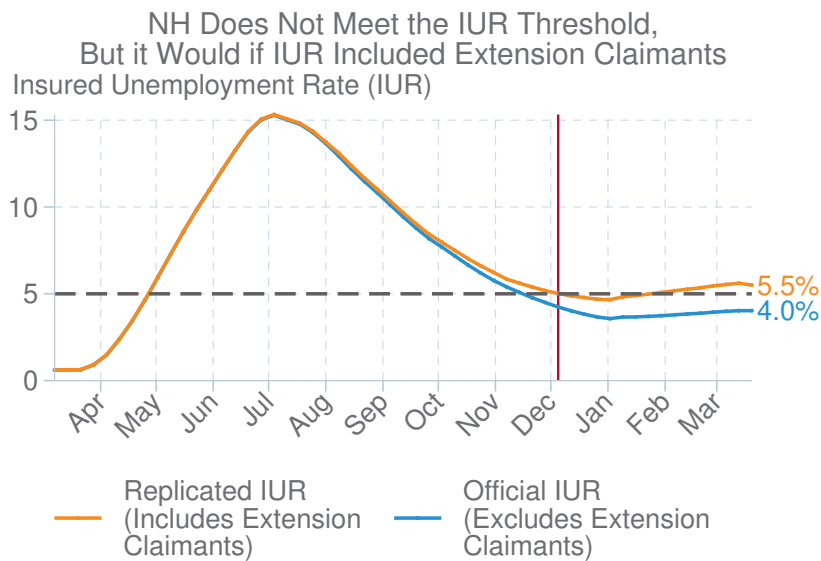
Latest TUR: 8.3%

The state reported 28,296 EB payments (28.3% of All Payments) in the latest week. (Week ending March 28, 2021)
 The state's maximum number of EB payments in a week was 78,221 (37.8% of all payments), which occurred in the week ending February 27, 2021.
 The number of EB weeks available is current as of March 28, 2021.

Analysis: Nevada still has EB.

New Hampshire

Currently, Extended UI Benefits are Not Available in NH.

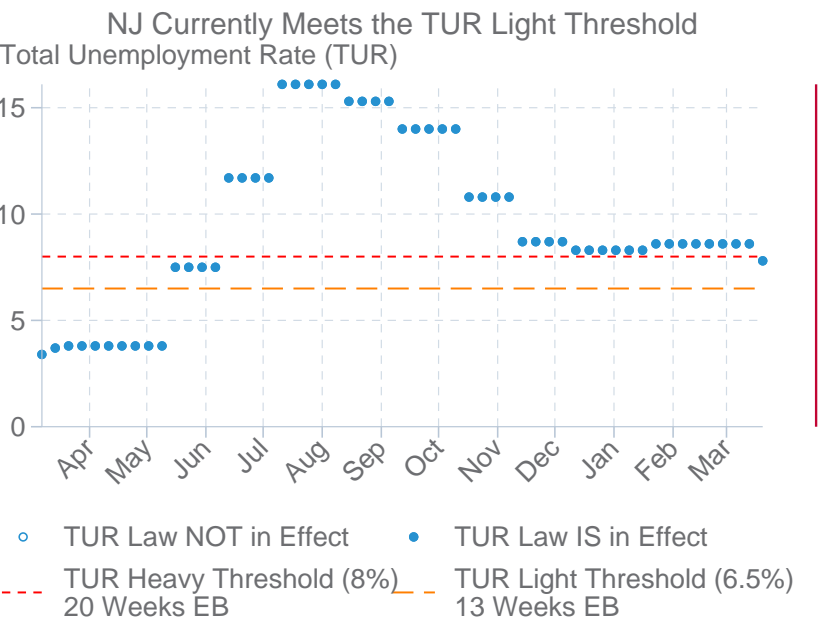
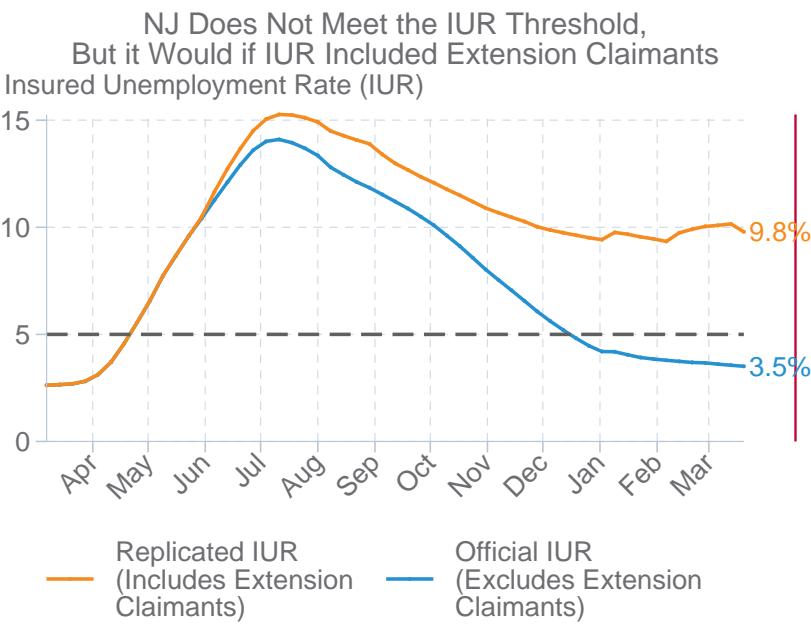


Official EB End: December 5, 2020. Latest TUR: 3.6%
 The state reported 3,287 EB payments in the week EB turned off. (Week ending December 5, 2020.)
 The state's maximum number of EB payments in a week was 793 (1.3% of all payments),
 which occurred in the week ending August 1, 2020.
 The number of EB weeks available is current as of March 28, 2021.

Analysis: New Hampshire's IUR fell below the 5% threshold on November 29, 2020. Had it included extensions, the crossing would have taken place on December 20, 2020, 3 weeks later (and might have triggered back on since).

New Jersey

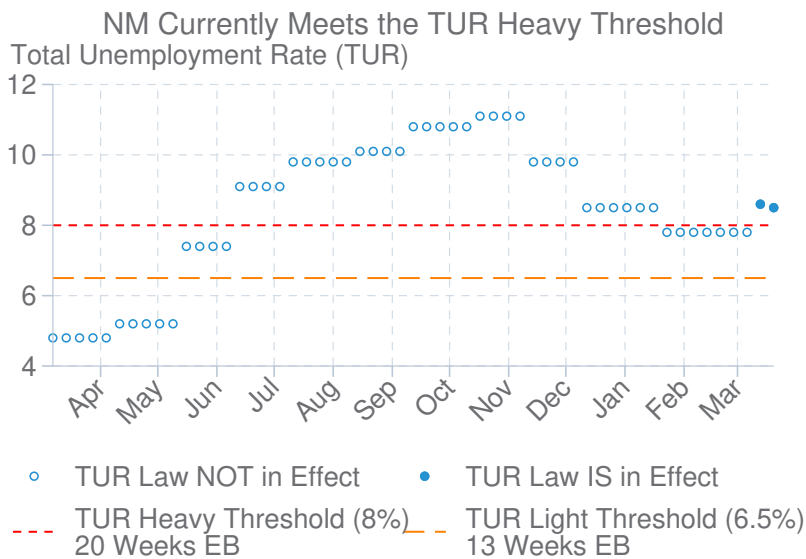
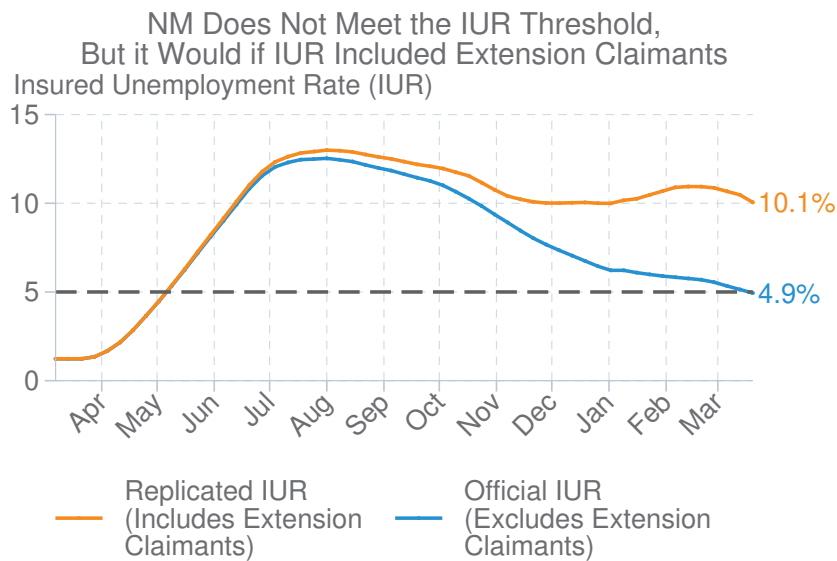
Workers in NJ Can Currently Claim 20 will Weeks of EB.



Analysis: New Jersey still has EB.

New Mexico

Currently, Extended UI Benefits are Not Available in NM.

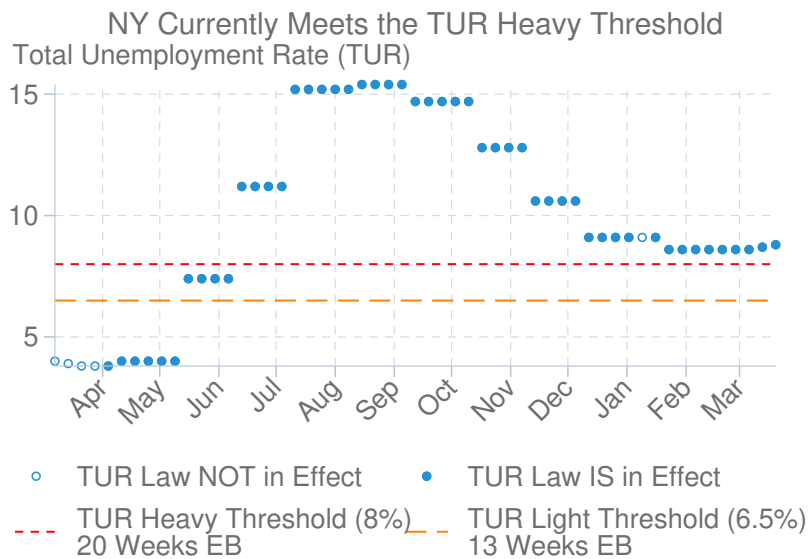
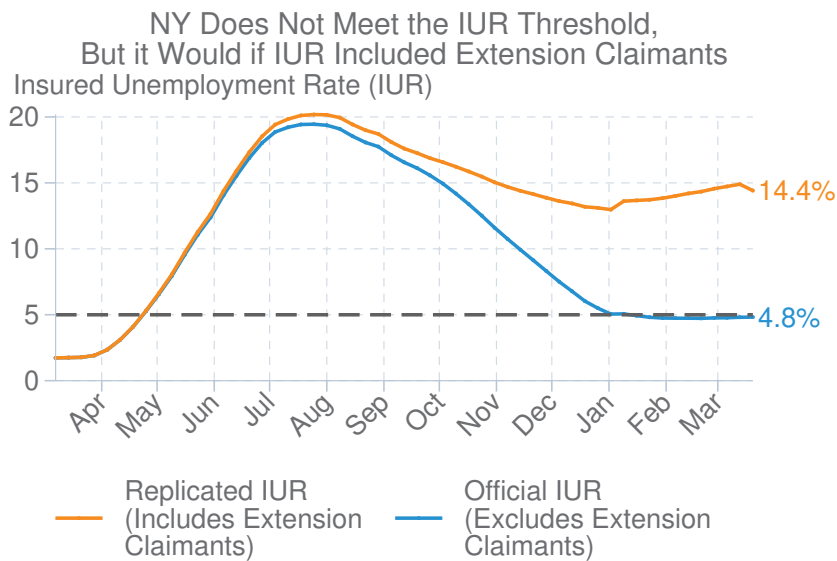


Latest TUR: 8.5%
 The state reported 19,203 EB payments (36.9% of All Payments) in the latest week. (Week ending March 28, 2021)
 The state's maximum number of EB payments in a week was 31,503 (34.9% of all payments), which occurred in the week ending January 16, 2021.
 The number of EB weeks available is current as of March 28, 2021.

Analysis: New Mexico still has EB.

New York

Workers in NY Can Currently Claim 20 Weeks of EB.

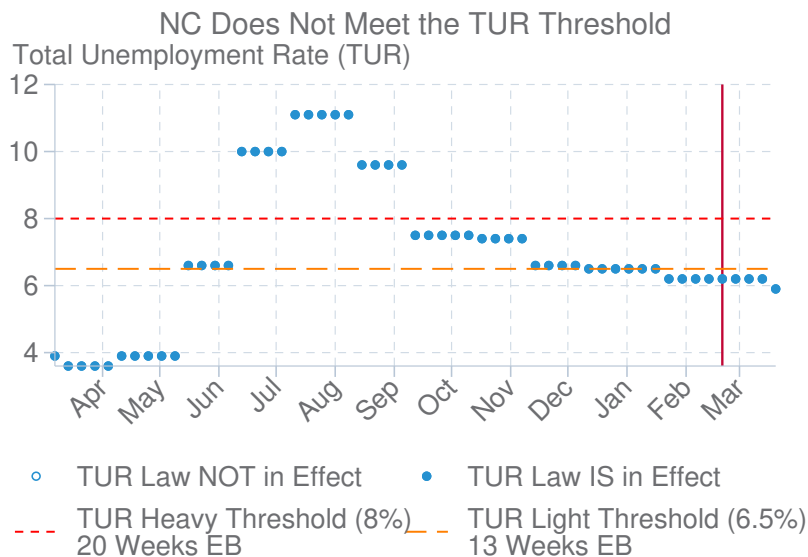
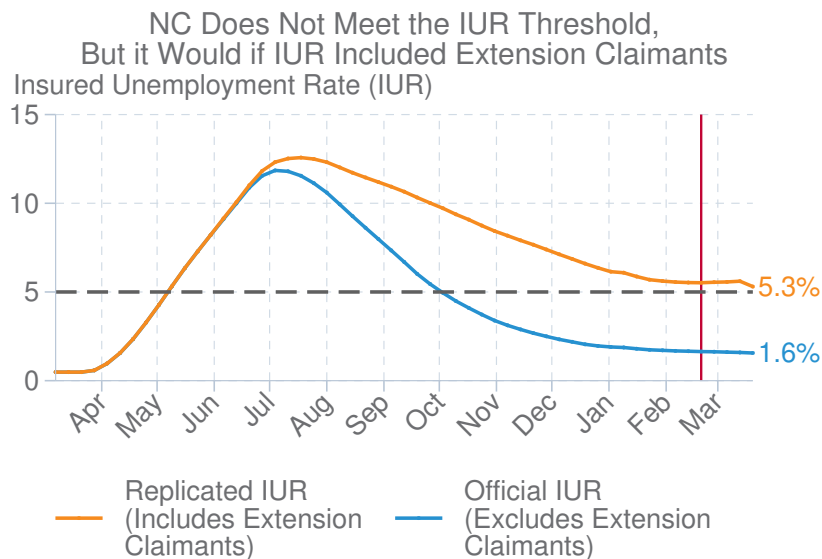


Latest TUR: 8.8%
 The state reported 220,511 EB payments (36.1% of All Payments) in the latest week. (Week ending March 28, 2021)
 The state's maximum number of EB payments in a week was 221,960 (15.4% of all payments), which occurred in the week ending February 27, 2021.
 The number of EB weeks available is current as of March 28, 2021.

Analysis: New York still has EB.

North Carolina

Currently, Extended UI Benefits are Not Available in NC.

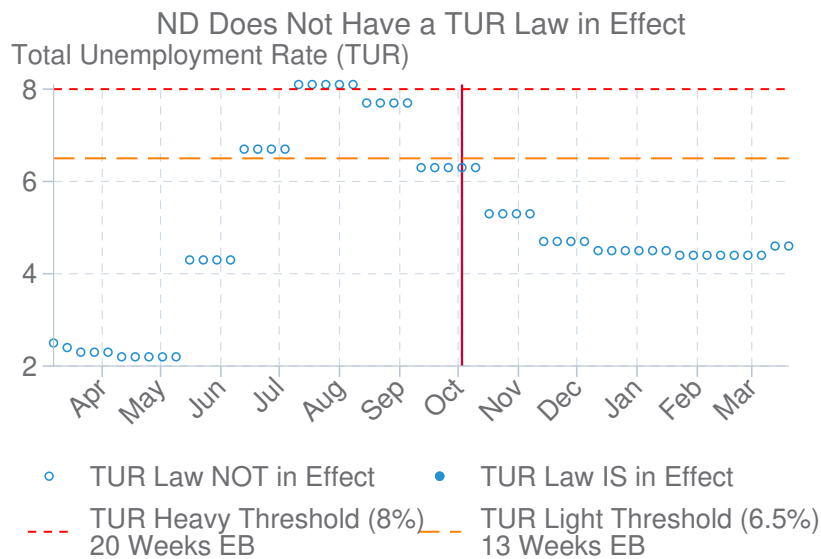
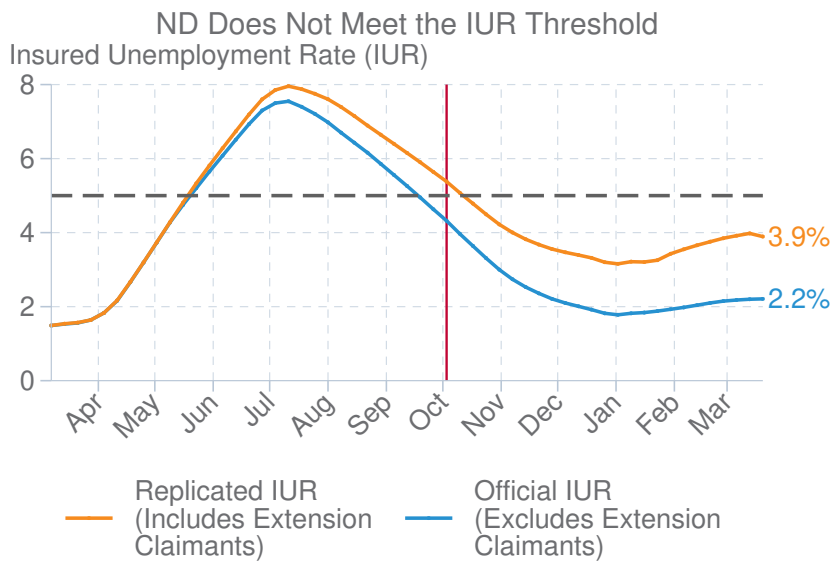


Official EB End: February 20, 2021. Latest TUR: 5.9%
 The state reported 3,287 EB payments in the week EB turned off. (Week ending February 20, 2021.)
 The state's maximum number of EB payments in a week was 96,873 (31.3% of all payments),
 which occurred in the week ending October 31, 2020.
 The number of EB weeks available is current as of March 28, 2021.

Analysis: EB turned off in North Carolina on February 20, 2021, but if IUR included extensions, EB would remain on today (i.e., at least 5 weeks later).

North Dakota

Currently, Extended UI Benefits are Not Available in ND.

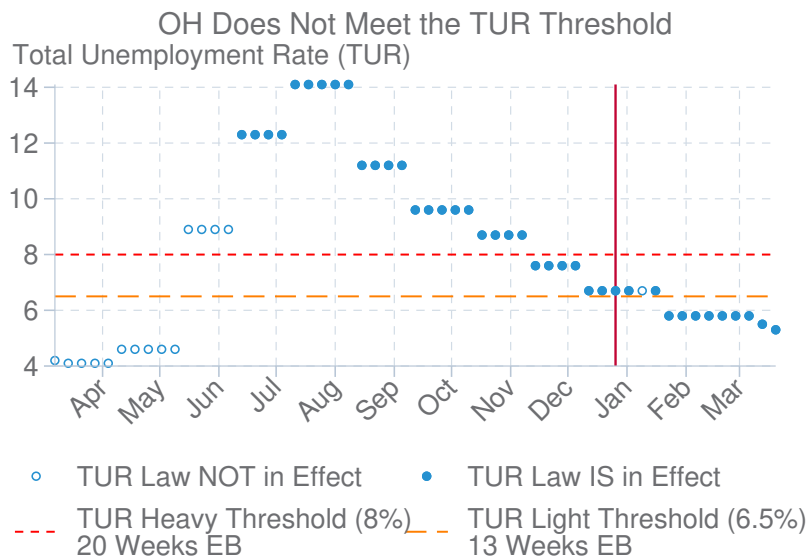
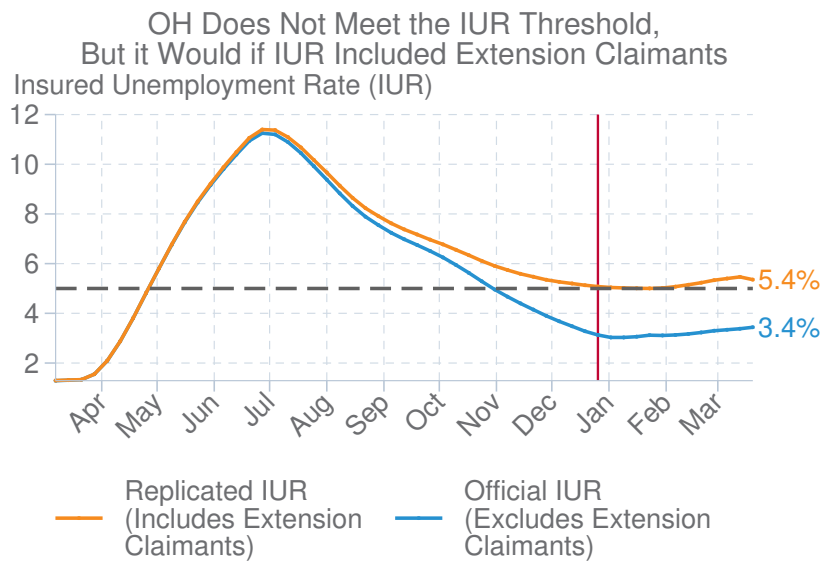


Official EB End: October 3, 2020. Latest TUR: 4.6%
 The state reported 3,287 EB payments in the week EB turned off. (Week ending October 3, 2020.)
 The state's maximum number of EB payments in a week was 389 (2.5% of all payments), which occurred in the week ending October 3, 2020.
 The number of EB weeks available is current as of March 28, 2021.

Analysis: North Dakota's IUR fell below the 5% threshold on September 27, 2020. Had it included extensions, the crossing would have taken place on October 25, 2020, 4 weeks later.

Ohio

Currently, Extended UI Benefits are Not Available in OH.

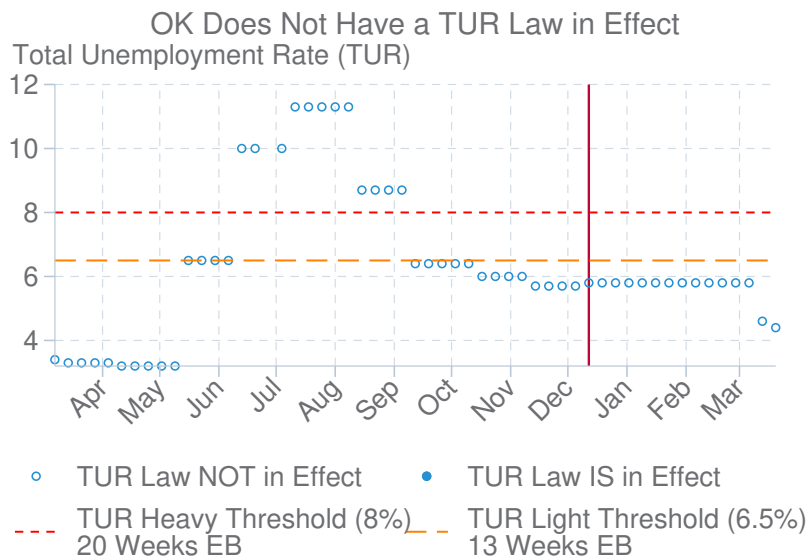
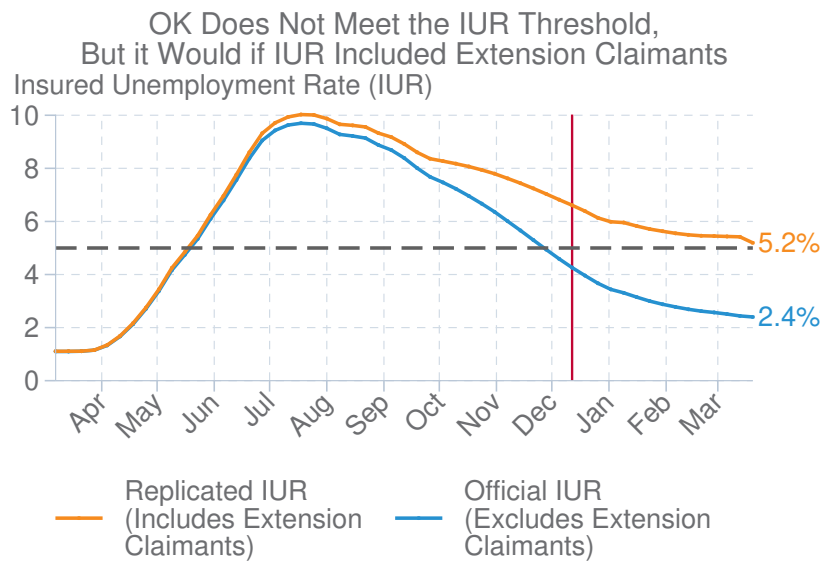


Official EB End: December 26, 2020. Latest TUR: 5.3%
 The state reported 3,287 EB payments in the week EB turned off. (Week ending December 26, 2020.)
 The state's maximum number of EB payments in a week was 29,113 (10.6% of all payments),
 which occurred in the week ending January 2, 2021.
 The number of EB weeks available is current as of March 28, 2021.

Analysis: EB turned off in Ohio on December 26, 2020, but if IUR included extensions, EB would remain on today (i.e., at least 13 weeks later).

Oklahoma

Currently, Extended UI Benefits are Not Available in OK.

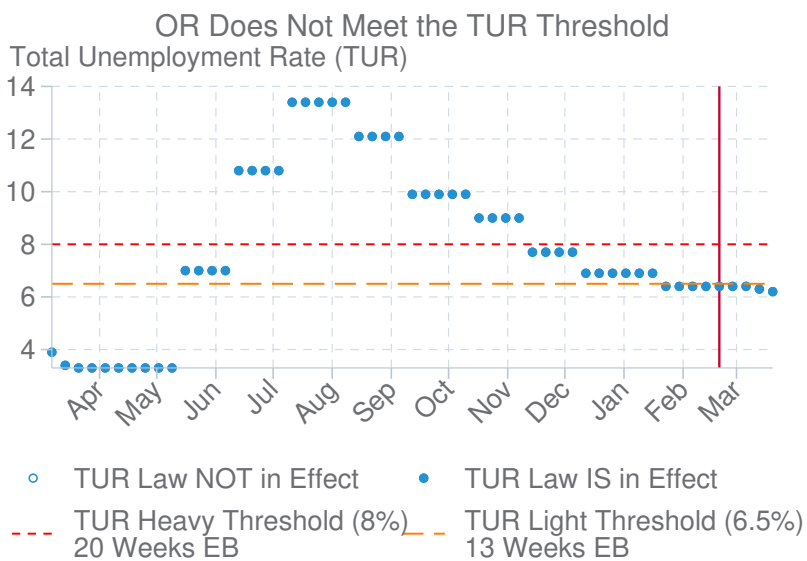
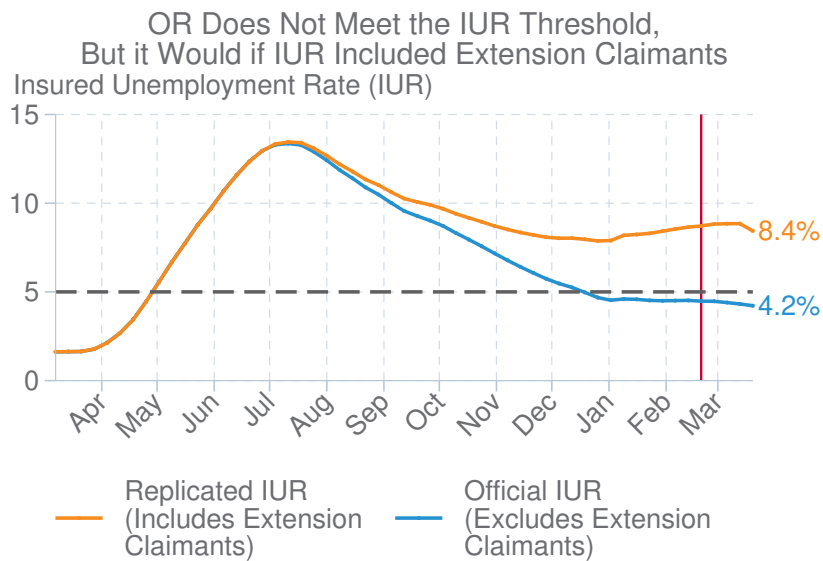


Official EB End: December 12, 2020. Latest TUR: 4.4%
 The state reported 3,287 EB payments in the week EB turned off. (Week ending December 12, 2020.)
 The state's maximum number of EB payments in a week was 0 (0.0% of all payments),
 which occurred in the week ending March 20, 2021.
 The number of EB weeks available is current as of March 28, 2021.

Analysis: EB turned off in Oklahoma on December 12, 2020, but if IUR included extensions, EB would remain on today (i.e., at least 15 weeks later).

Oregon

Currently, Extended UI Benefits are Not Available in OR.

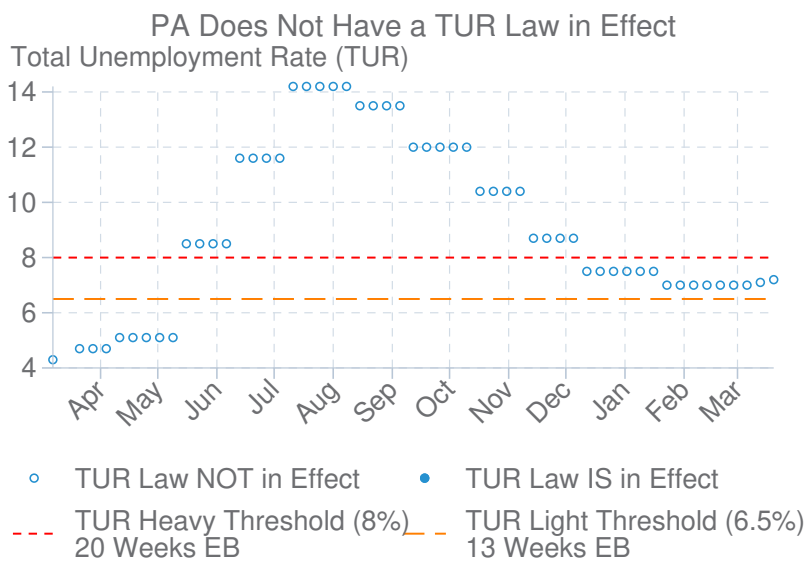
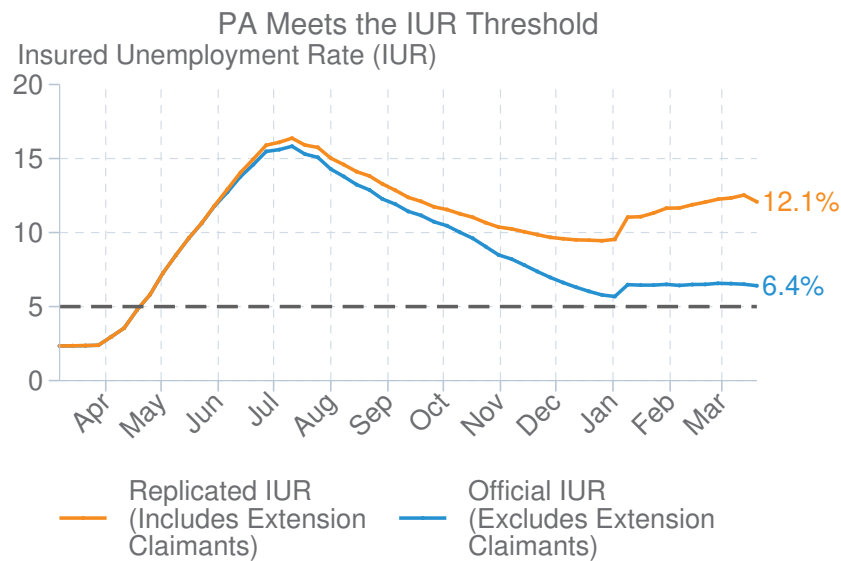


Official EB End: February 20, 2021. Latest TUR: 6.2%
 The state reported 3,287 EB payments in the week EB turned off. (Week ending February 20, 2021.)
 The state's maximum number of EB payments in a week was 22,369 (13.3% of all payments), which occurred in the week ending January 9, 2021.
 The number of EB weeks available is current as of March 28, 2021.

Analysis: EB turned off in Oregon on February 20, 2021, but if IUR included extensions, EB would remain on today (i.e., at least 5 weeks later).

Pennsylvania

Workers in PA Can Currently Claim 13 Weeks of EB.



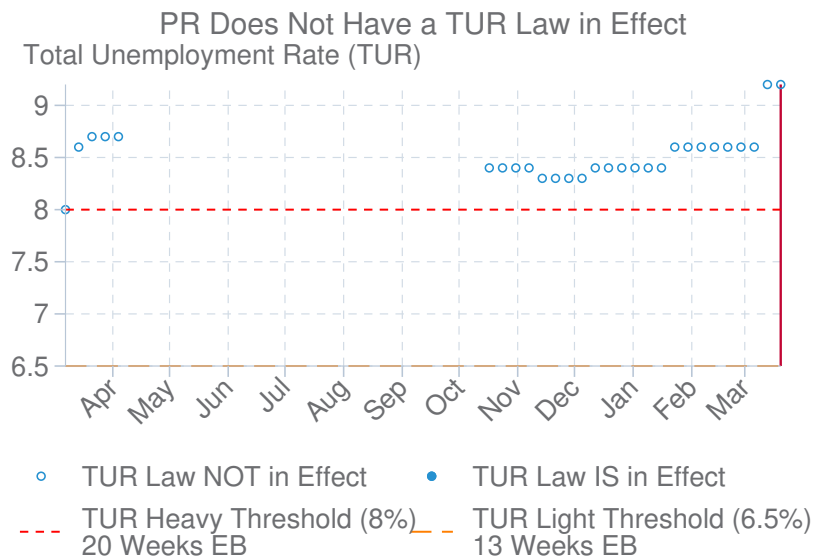
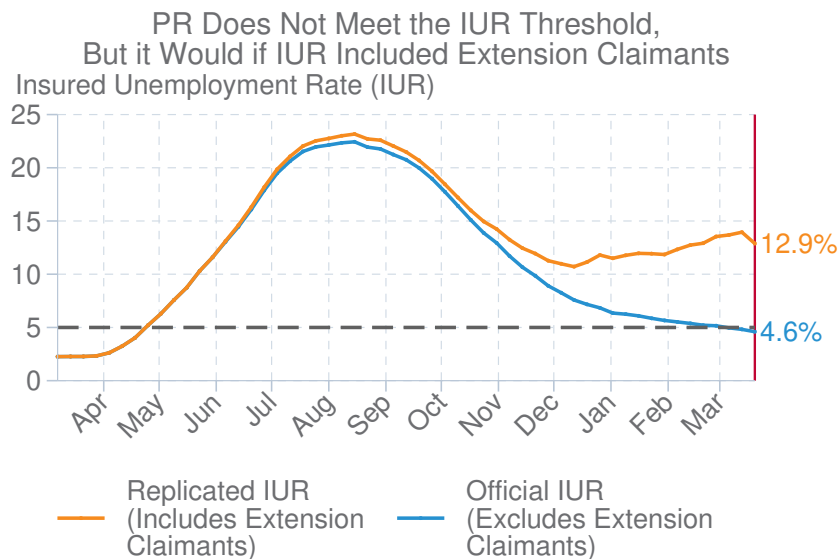
Latest TUR: 7.2%

The state reported 29,067 EB payments (9.6% of All Payments) in the latest week. (Week ending March 2)
 The state's maximum number of EB payments in a week was 192,609 (28.1% of all payments), which occurred in the week ending January 23, 2021.
 The number of EB weeks available is current as of March 28, 2021.

Analysis: Pennsylvania still has EB.

Puerto Rico

Currently, Extended UI Benefits are Not Available in PR.

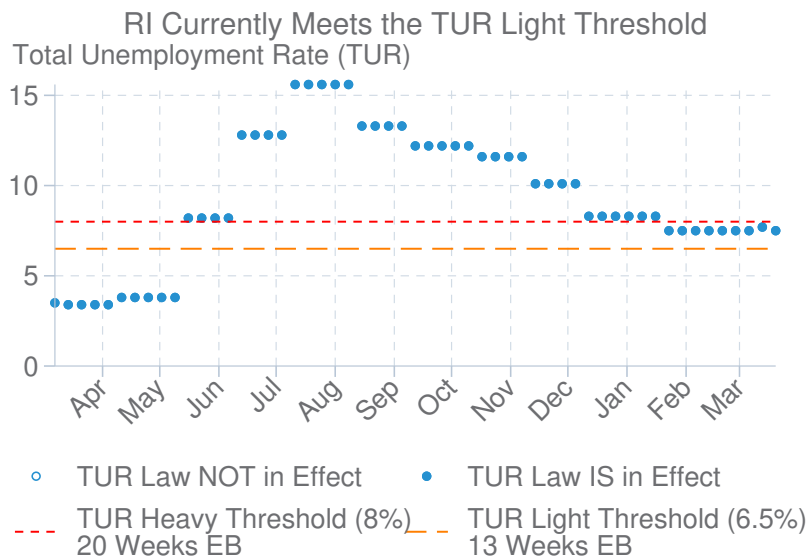
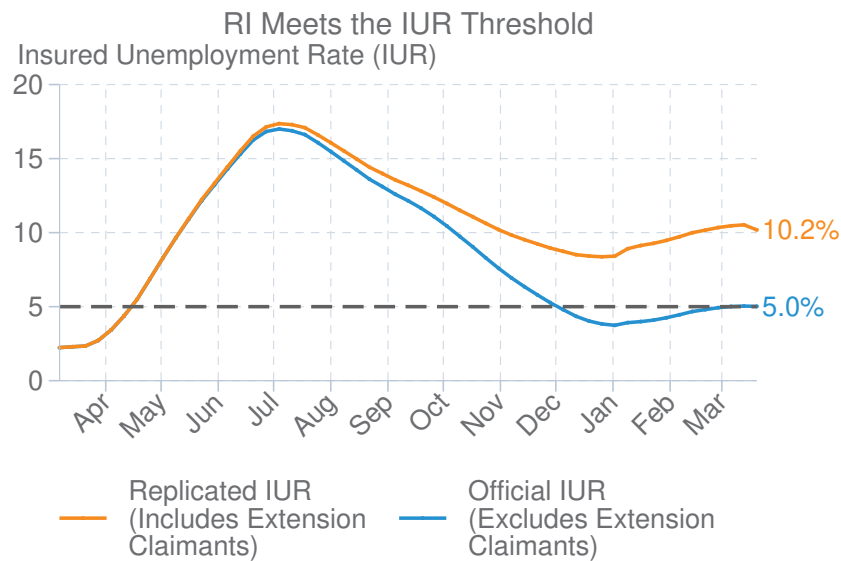


Official EB End: March 20, 2021. Latest TUR: 9.2%
 The state reported 3,287 EB payments in the week EB turned off. (Week ending March 20, 2021.)
 The state's maximum number of EB payments in a week was 29,246 (20.5% of all payments),
 which occurred in the week ending February 27, 2021.
 The number of EB weeks available is current as of March 28, 2021.

Analysis: EB turned off in Puerto Rico on March 20, 2021, but if IUR included extensions, EB would remain on today (i.e., at least 1 weeks later). Puerto Rico would be eligible for EB if it had a TUR law in effect, which it does not currently.

Rhode Island

Workers in RI Can Currently Claim 13 Weeks of EB.



Latest TUR: 7.5%

The state reported 4,494 EB payments (20.4% of All Payments) in the latest week. (Week ending March 2

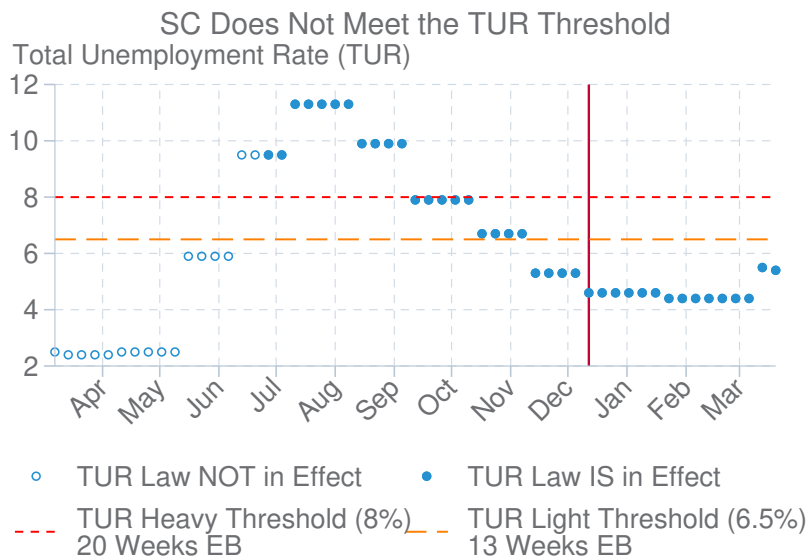
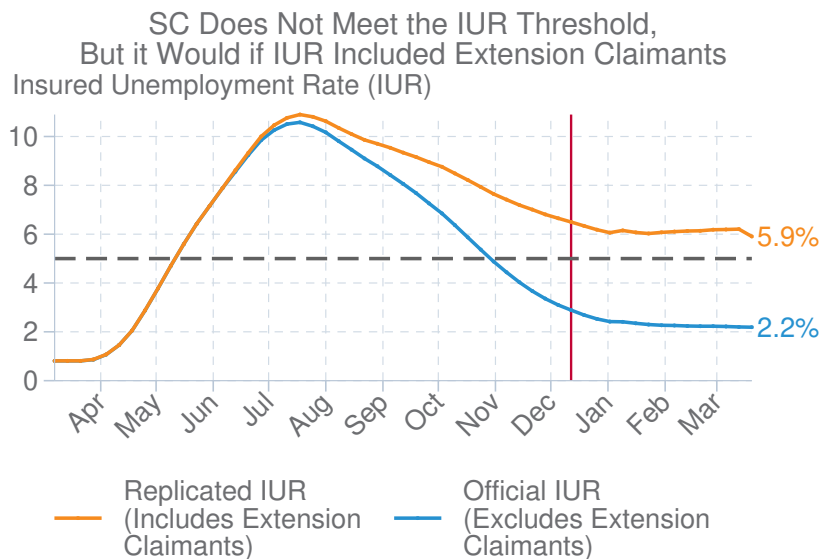
The state's maximum number of EB payments in a week was 12,662 (24.5% of all payments), which occurred in the week ending January 16, 2021.

The number of EB weeks available is current as of March 28, 2021.

Analysis: Rhode Island still has EB.

South Carolina

Currently, Extended UI Benefits are Not Available in SC.

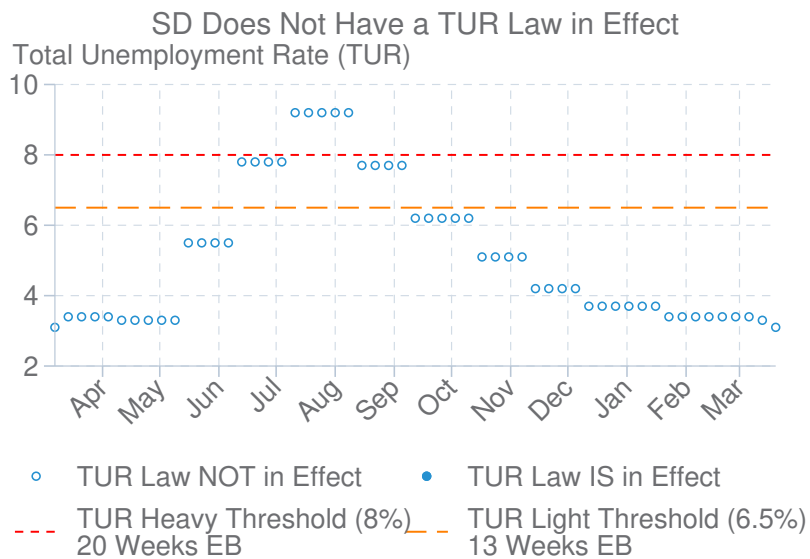
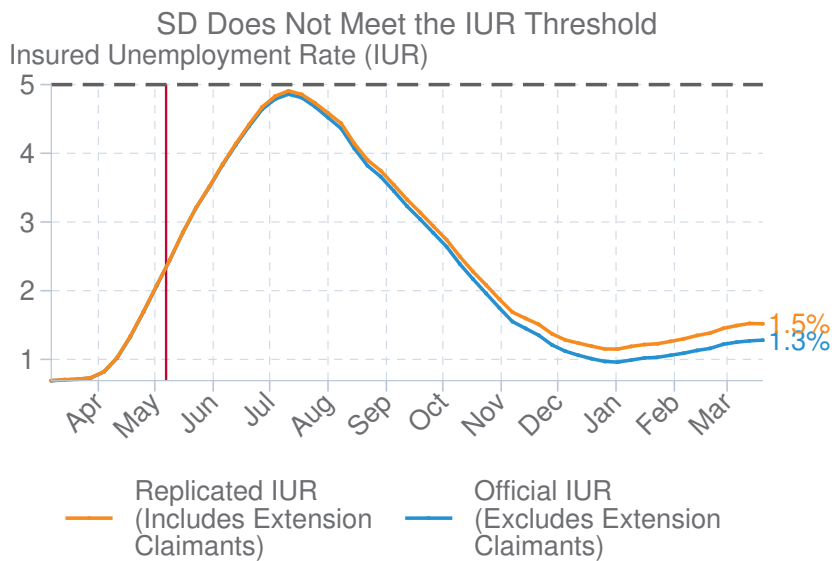


Official EB End: December 12, 2020. Latest TUR: 5.4%
 The state reported 3,287 EB payments in the week EB turned off. (Week ending December 12, 2020.)
 The state's maximum number of EB payments in a week was 27,687 (23.8% of all payments),
 which occurred in the week ending December 19, 2020.
 The number of EB weeks available is current as of March 28, 2021.

Analysis: EB turned off in South Carolina on December 12, 2020, but if IUR included extensions, EB would remain on today (i.e., at least 15 weeks later).

South Dakota

Currently, Extended UI Benefits are Not Available in SD.

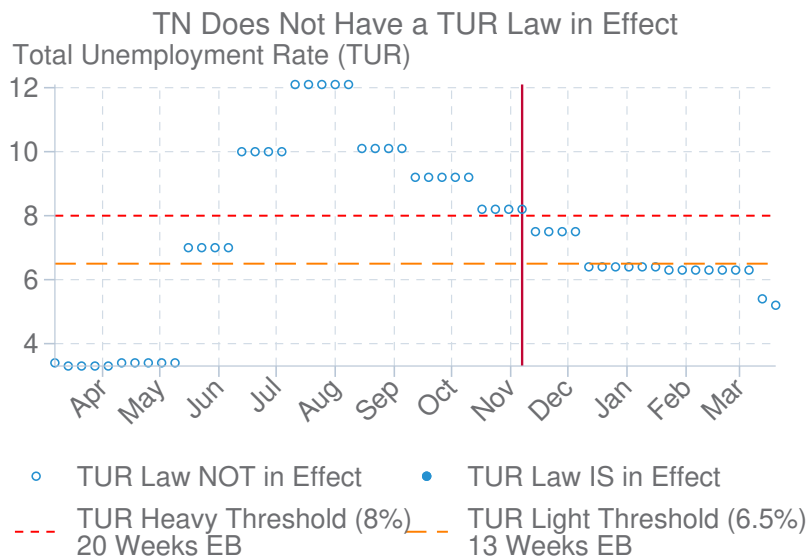
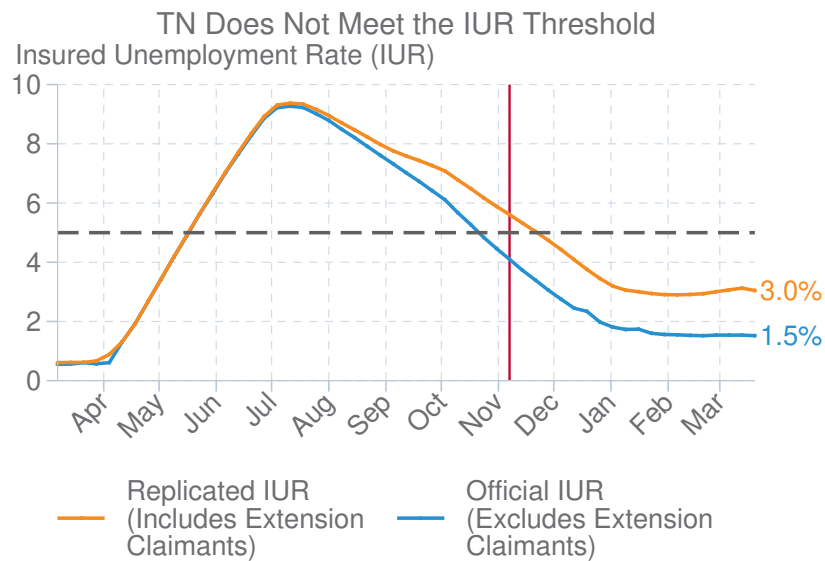


Official EB End: January 24, 1981. Latest TUR: 3.1%
 The state reported 3,287 EB payments in the week EB turned off. (Week ending January 24, 1981.)
 The state's maximum number of EB payments in a week was 0 (0.0% of all payments),
 which occurred in the week ending March 20, 2021.
 The number of EB weeks available is current as of March 28, 2021.

Analysis: South Dakota did not have EB during the pandemic.

Tennessee

Currently, Extended UI Benefits are Not Available in TN.

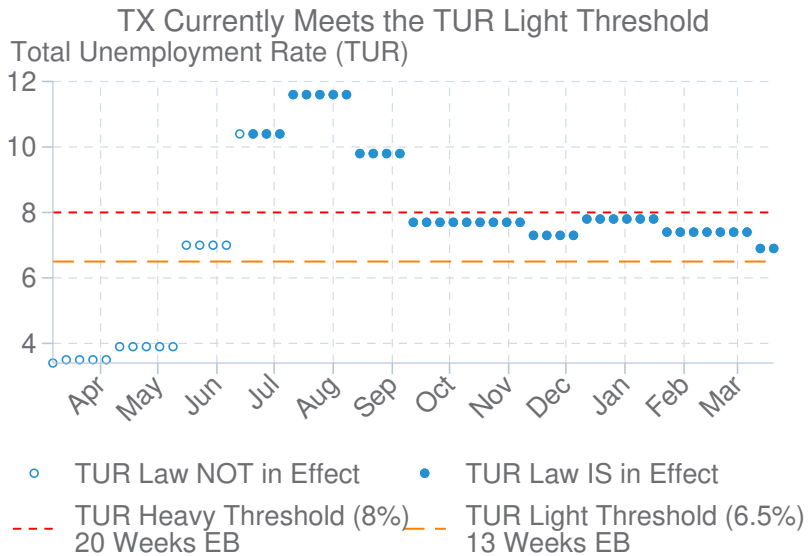
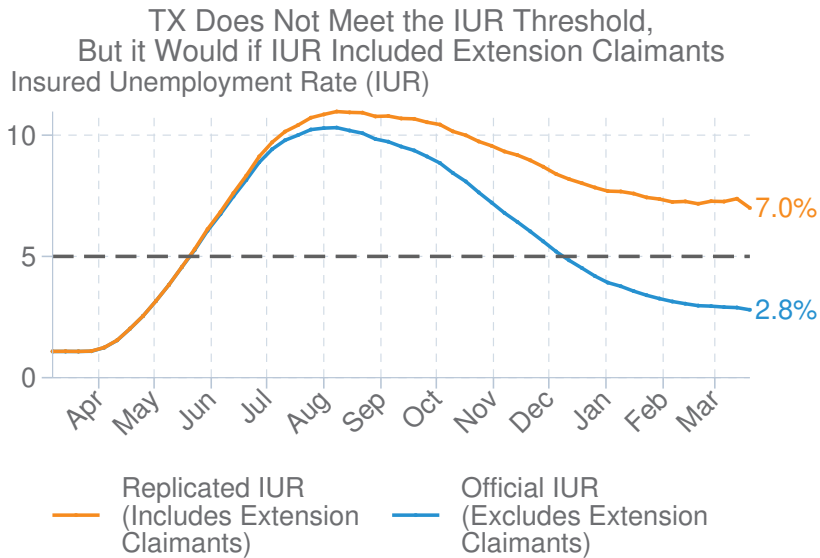


Official EB End: November 7, 2020. Latest TUR: 5.2%
 The state reported 3,287 EB payments in the week EB turned off. (Week ending November 7, 2020.)
 The state's maximum number of EB payments in a week was 3,394 (3.1% of all payments), which occurred in the week ending November 14, 2020.
 The number of EB weeks available is current as of March 28, 2021.

Analysis: Tennessee's IUR fell below the 5% threshold on November 1, 2020. Had it included extensions, the crossing would have taken place on December 6, 2020, 5 weeks later.

Texas

Workers in TX Can Currently Claim 13 Weeks of EB.

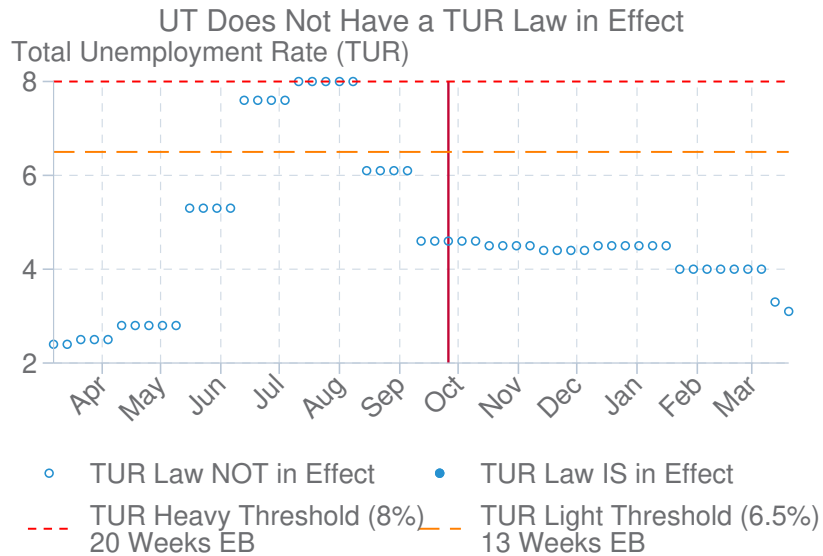
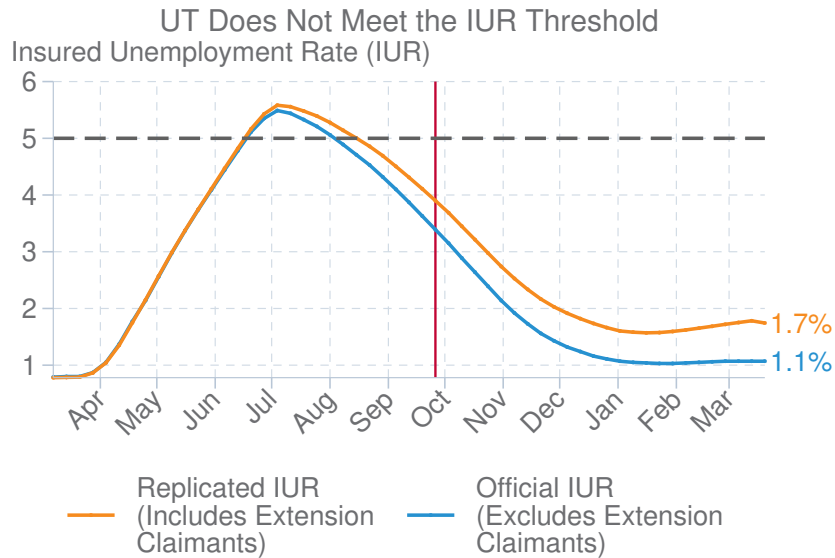


Latest TUR: 6.9%
 The state reported 82,155 EB payments (22.2% of All Payments) in the latest week. (Week ending March
 The state's maximum number of EB payments in a week was 238,717 (25.5% of all payments),
 which occurred in the week ending January 30, 2021.
 The number of EB weeks available is current as of March 28, 2021.

Analysis: Texas still has EB.

Utah

Currently, Extended UI Benefits are Not Available in UT.

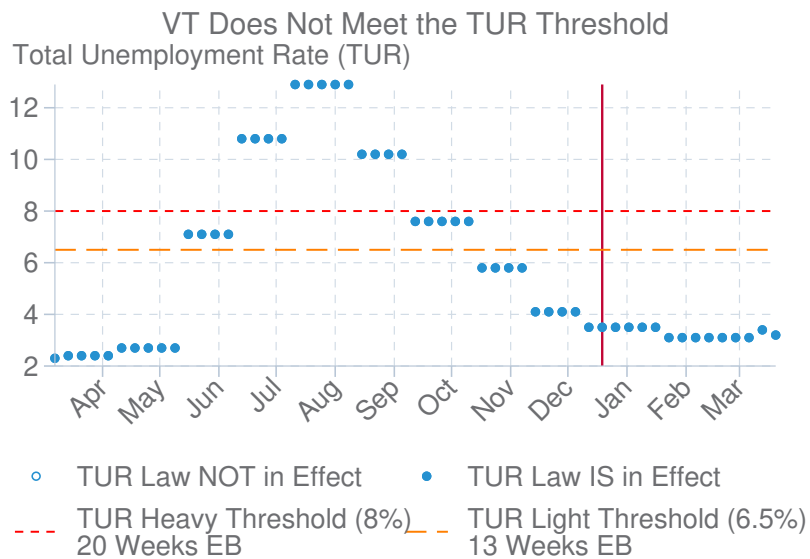
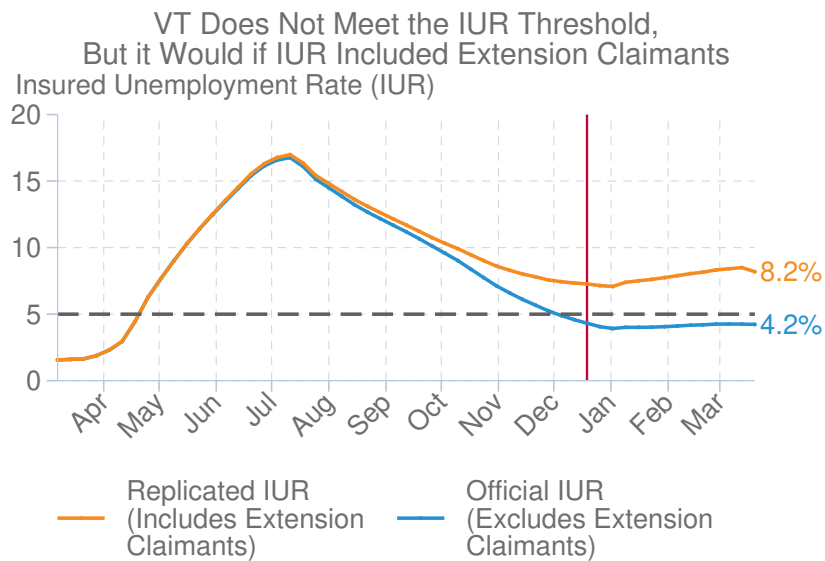


Official EB End: September 26, 2020. Latest TUR: 3.1%
 The state reported 3,287 EB payments in the week EB turned off. (Week ending September 26, 2020.)
 The state's maximum number of EB payments in a week was 1,116 (3.3% of all payments), which occurred in the week ending October 3, 2020.
 The number of EB weeks available is current as of March 28, 2021.

Analysis: Utah's IUR fell below the 5% threshold on August 16, 2020. Had it included extensions, the crossing would have taken place on August 30, 2020, 2 weeks later.

Vermont

Currently, Extended UI Benefits are Not Available in VT.

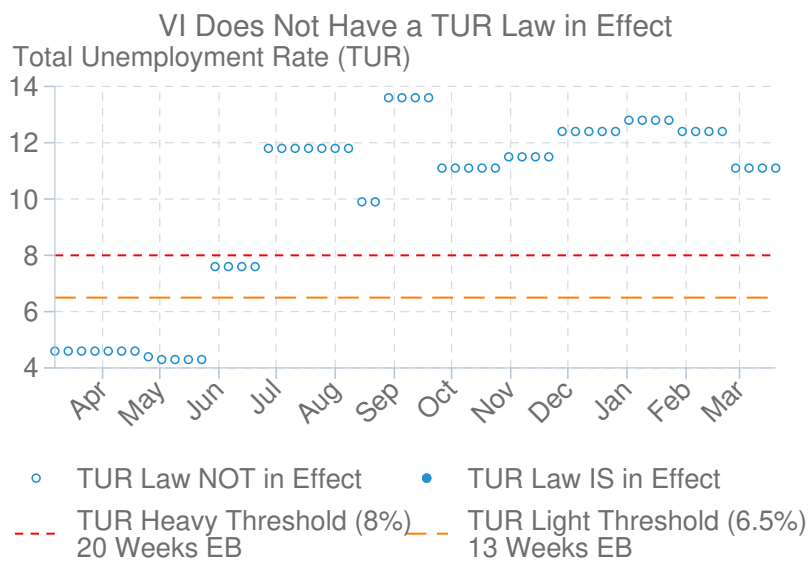
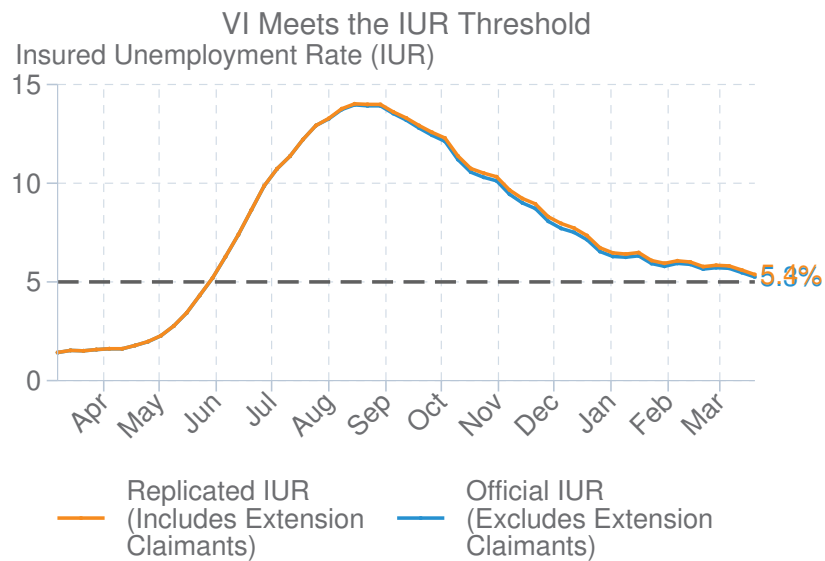


Official EB End: December 19, 2020. Latest TUR: 3.2%
 The state reported 3,287 EB payments in the week EB turned off. (Week ending December 19, 2020.)
 The state's maximum number of EB payments in a week was 1,117 (4.9% of all payments), which occurred in the week ending December 19, 2020.
 The number of EB weeks available is current as of March 28, 2021.

Analysis: EB turned off in Vermont on December 19, 2020, but if IUR included extensions, EB would remain on today (i.e., at least 14 weeks later).

Virgin Islands

Workers in VI Can Currently Claim 13 Weeks of EB.



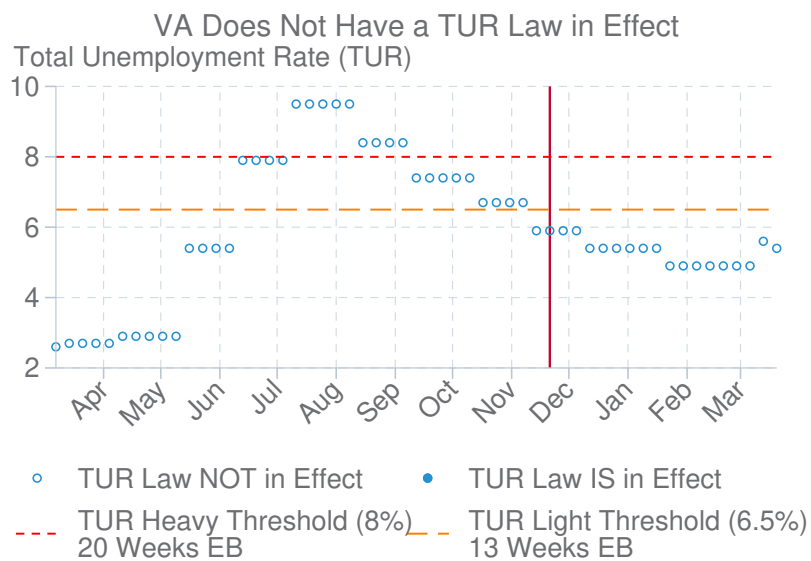
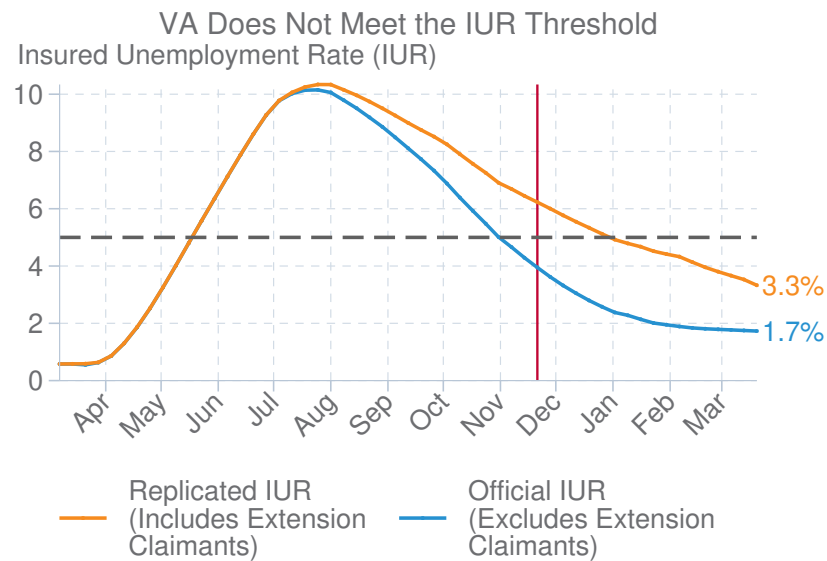
Latest TUR: 11.1%

The state reported 39 EB payments (2.6% of All Payments) in the latest week. (Week ending March 20, 21)
 The state's maximum number of EB payments in a week was 48 (2.5% of all payments), which occurred in the week ending February 20, 2021.
 The number of EB weeks available is current as of March 28, 2021.

Analysis: Virgin Islands still has EB.

Virginia

Currently, Extended UI Benefits are Not Available in VA.

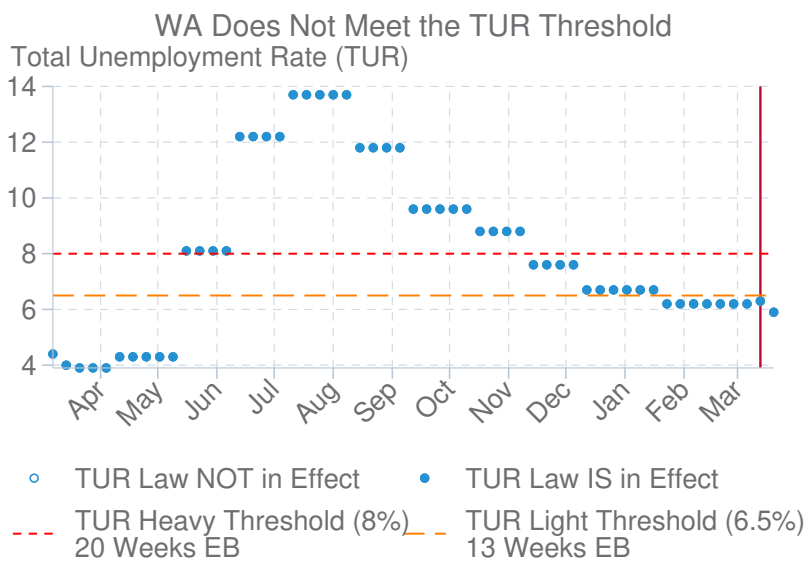
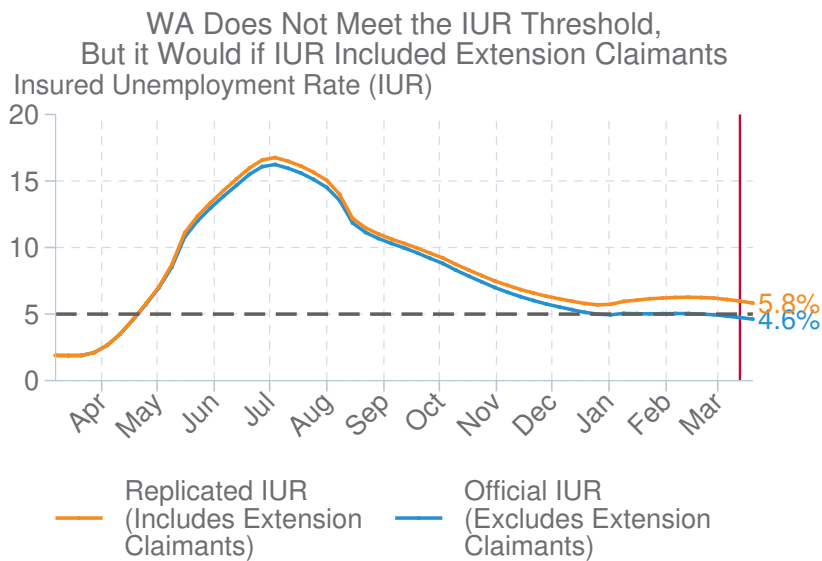


Official EB End: November 21, 2020. Latest TUR: 5.4%
 The state reported 3,287 EB payments in the week EB turned off. (Week ending November 21, 2020.)
 The state's maximum number of EB payments in a week was 21,297 (11.3% of all payments), which occurred in the week ending November 21, 2020.
 The number of EB weeks available is current as of March 28, 2021.

Analysis: Virginia's IUR fell below the 5% threshold on November 15, 2020. Had it included extensions, the crossing would have taken place on January 10, 2021, 8 weeks later.

Washington

Currently, Extended UI Benefits are Not Available in WA.

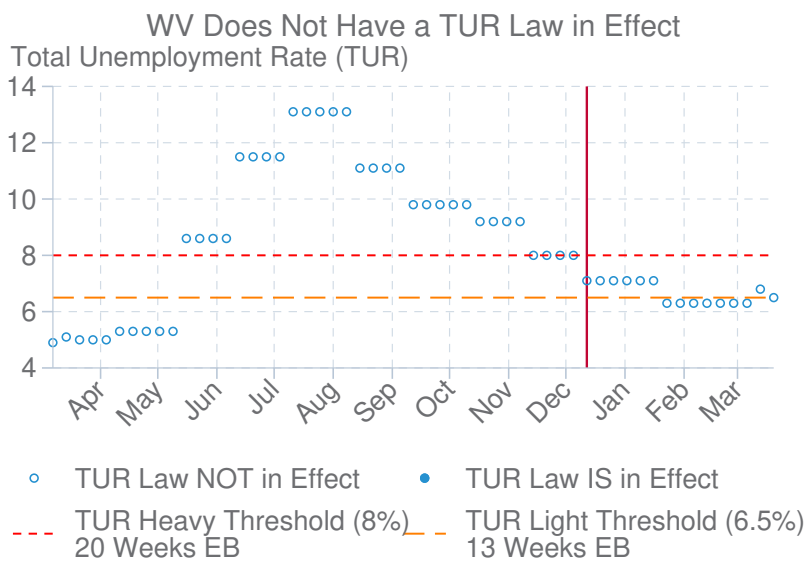
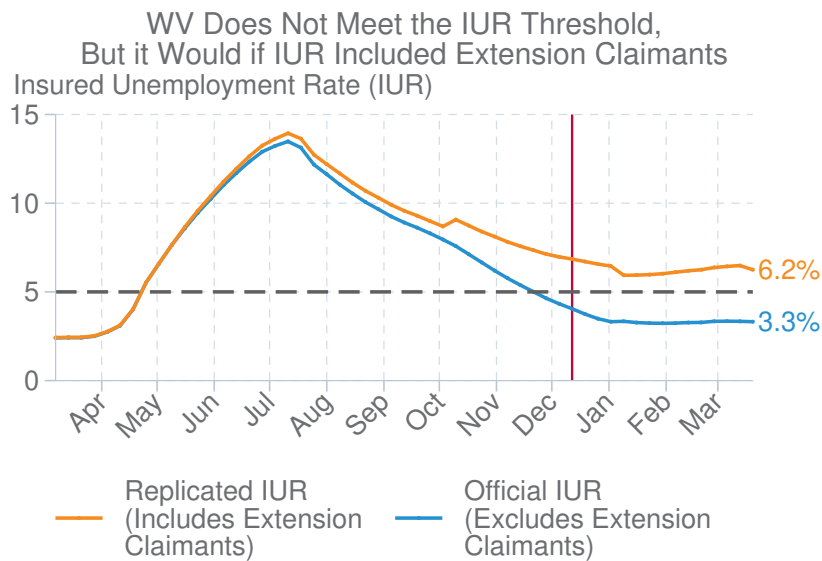


Official EB End: March 13, 2021. Latest TUR: 5.9%
 The state reported 3,287 EB payments in the week EB turned off. (Week ending March 13, 2021.)
 The state's maximum number of EB payments in a week was 65,947 (29.2% of all payments),
 which occurred in the week ending January 23, 2021.
 The number of EB weeks available is current as of March 28, 2021.

Analysis: EB turned off in Washington on March 13, 2021, but if IUR included extensions, EB would remain on today (i.e., at least 2 weeks later).

West Virginia

Currently, Extended UI Benefits are Not Available in WV.

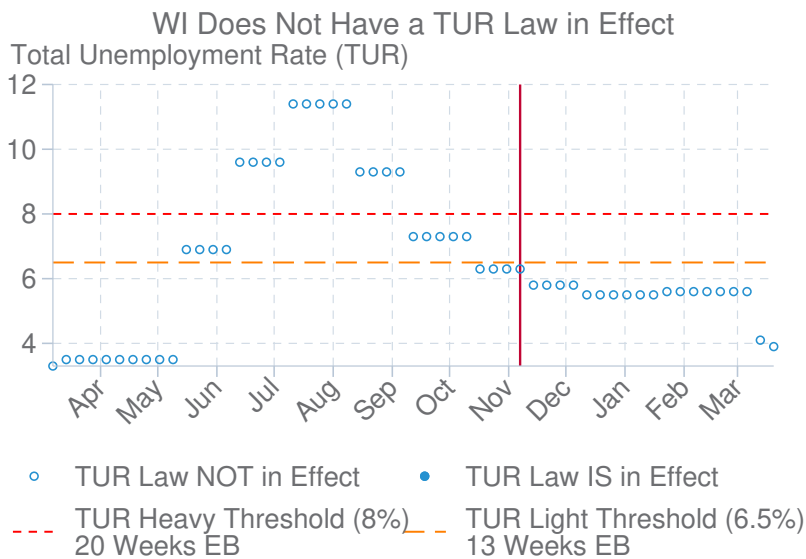
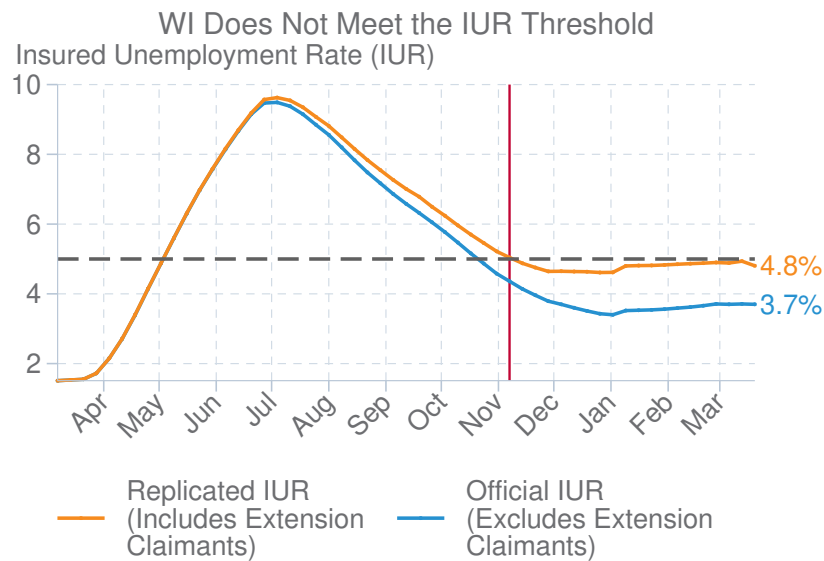


Official EB End: December 12, 2020. Latest TUR: 6.5%
 The state reported 3,287 EB payments in the week EB turned off. (Week ending December 12, 2020.)
 The state's maximum number of EB payments in a week was 46 (0.1% of all payments), which occurred in the week ending March 6, 2021.
 The number of EB weeks available is current as of March 28, 2021.

Analysis: EB turned off in West Virginia on December 12, 2020, but if IUR included extensions, EB would remain on today (i.e., at least 15 weeks later). West Virginia would be eligible for EB if it had a TUR law in effect, which it does not currently.

Wisconsin

Currently, Extended UI Benefits are Not Available in WI.

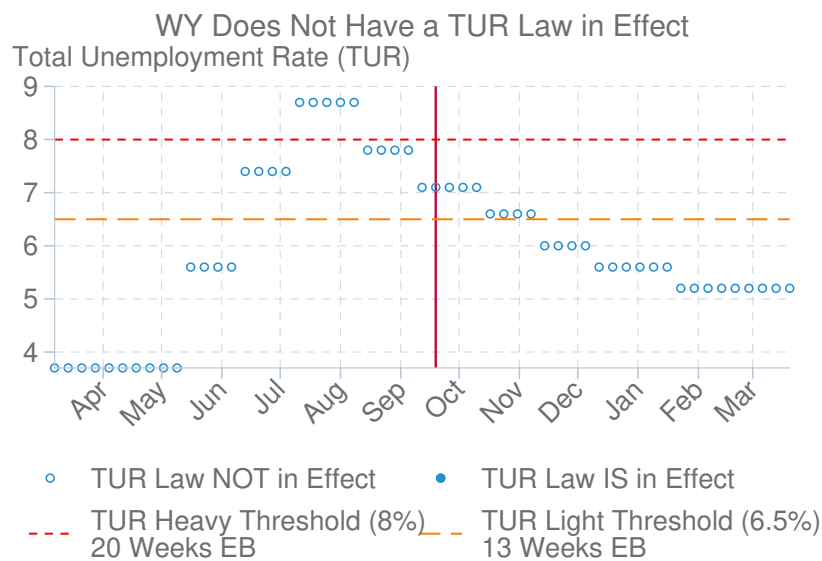
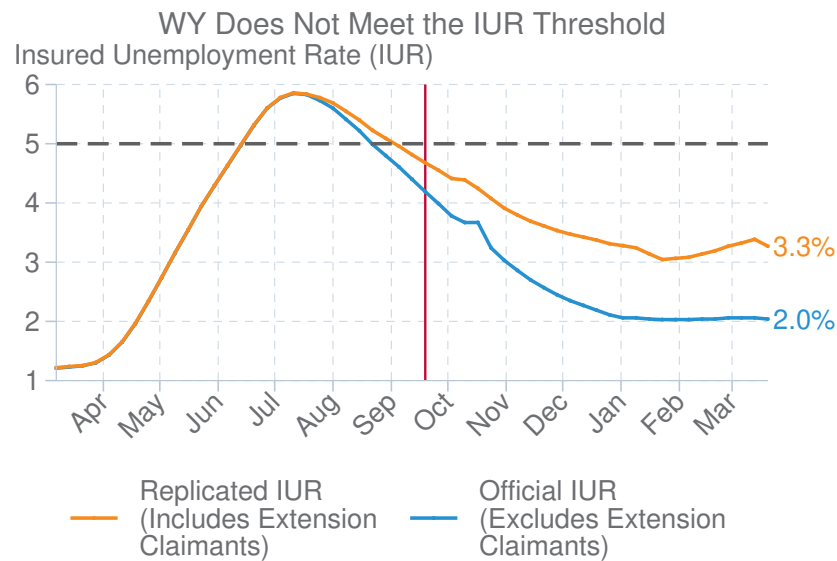


Official EB End: November 7, 2020. Latest TUR: 3.9%
 The state reported 3,287 EB payments in the week EB turned off. (Week ending November 7, 2020.)
 The state's maximum number of EB payments in a week was 10,805 (7.1% of all payments), which occurred in the week ending December 5, 2020.
 The number of EB weeks available is current as of March 28, 2021.

Analysis: Wisconsin's IUR fell below the 5% threshold on November 1, 2020. Had it included extensions, the crossing would have taken place on November 22, 2020, 3 weeks later.

Wyoming

Currently, Extended UI Benefits are Not Available in WY.



Official EB End: September 19, 2020. Latest TUR: 5.2%
 The state reported 3,287 EB payments in the week EB turned off. (Week ending September 19, 2020.)
 The state's maximum number of EB payments in a week was 478 (4.7% of all payments), which occurred in the week ending September 26, 2020.
 The number of EB weeks available is current as of March 28, 2021.

Analysis: Wyoming's IUR fell below the 5% threshold on August 30, 2020. Had it included extensions, the crossing would have taken place on September 13, 2020, 2 weeks later.